

(19) World Intellectual Property Organization
International Bureau



(43) International Publication Date
18 May 2007 (18.05.2007)

PCT

(10) International Publication Number
WO 2007/056112 A2

- (51) International Patent Classification:
A61K 31/4745 (2006.01)
- (21) International Application Number:
PCT/US2006/042905
- (22) International Filing Date:
3 November 2006 (03.11.2006)
- (25) Filing Language: English
- (26) Publication Language: English
- (30) Priority Data:
60/733,952 4 November 2005 (04.11.2005) US
- (71) Applicant (for all designated States except US): 3M
INNOVATIVE PROPERTIES COMPANY [US/US];
3m Center, Post Office Box 33427, Saint Paul, Minnesota
55133-3427 (US).
- (72) Inventors; and
- (75) Inventors/Applicants (for US only): KSHIRSAGAR,
Tushar, A. [IN/US]; 3M Center, Post Office Box 33427,
Saint Paul, Minnesota 55133-3427 (US). HEPPNER,
Philip, D. [US/US]; 3M Center, Post Office Box 33427,
Saint Paul, Minnesota 55133-3427 (US). LANGER,
Scott, E. [US/US]; 3M Center, Post Office Box 33427,
Saint Paul, Minnesota 55133-3427 (US).
- (74) Agents: ERSFELD, Dean, A. et al.; 3M Center, Office
Of Intellectual Property Counsel, Post Office Box 33427,
Saint Paul, Minnesota 55133-3427 (US).
- (81) Designated States (unless otherwise indicated, for every
kind of national protection available): AE, AG, AL, AM,
AT, AU, AZ, BA, BB, BG, BR, BW, BY, BZ, CA, CH, CN,
CO, CR, CU, CZ, DE, DK, DM, DZ, EC, EE, EG, ES, FI,
GB, GD, GE, GH, GM, GT, HN, HR, HU, ID, IL, IN, IS,
JP, KE, KG, KM, KN, KP, KR, KZ, LA, LC, LK, LR, LS,
LT, LU, LV, LY, MA, MD, MG, MK, MN, MW, MX, MY,
MZ, NA, NG, NI, NO, NZ, OM, PG, PH, PL, PT, RO, RS,
RU, SC, SD, SE, SG, SK, SL, SM, SV, SY, TJ, TM, TN,
TR, TT, TZ, UA, UG, US, UZ, VC, VN, ZA, ZM, ZW.
- (84) Designated States (unless otherwise indicated, for every
kind of regional protection available): ARIPO (BW, GH,
GM, KE, LS, MW, MZ, NA, SD, SL, SZ, TZ, UG, ZM,
ZW), Eurasian (AM, AZ, BY, KG, KZ, MD, RU, TJ, TM),
European (AT, BE, BG, CH, CY, CZ, DE, DK, EE, ES, FI,
FR, GB, GR, HU, IE, IS, IT, LT, LU, LV, MC, NL, PL, PT,
RO, SE, SI, SK, TR), OAPI (BF, BJ, CF, CG, CI, CM, GA,
GN, GQ, GW, ML, MR, NE, SN, TD, TG).
- Declarations under Rule 4.17:**
- as to applicant's entitlement to apply for and be granted a patent (Rule 4.17(ii))
 - as to the applicant's entitlement to claim the priority of the earlier application (Rule 4.17(iii))
- Published:**
- without international search report and to be republished upon receipt of that report
- For two-letter codes and other abbreviations, refer to the "Guidance Notes on Codes and Abbreviations" appearing at the beginning of each regular issue of the PCT Gazette.

WO 2007/056112 A2

(54) Title: HYDROXY AND ALKOXY SUBSTITUTED 1H-IMIDAZOQUINOLINES AND METHODS

(57) Abstract: 1H-Imidazo[4,5-c]quinolin-4-amines with a hydroxy, alkoxy, hydroxyalkoxy, or alkoxyalkoxy substituent at the 2-position, pharmaceutical compositions containing these compounds, methods of making the compounds, intermediates, and methods of use of these compounds as immunomodulators, for inducing cytokine biosynthesis in animals and in the treatment of diseases including viral and neoplastic diseases, are disclosed.

HYDROXY AND ALKOXY SUBSTITUTED 1*H*-IMIDAZOQUINOLINES AND
METHODS

5 CROSS REFERENCE TO RELATED APPLICATIONS

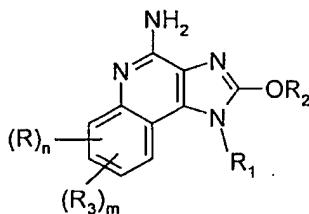
The present invention claims priority to U.S. Provisional Application Serial No. 60/733,952, filed November 4, 2005, which is incorporated herein by reference.

BACKGROUND

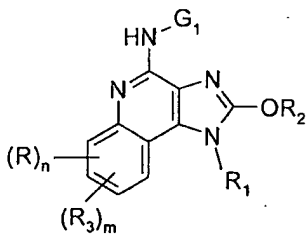
10 Certain compounds have been found to be useful as immune response modifiers (IRMs), rendering them useful in the treatment of a variety of disorders. However, there continues to be interest in and a need for compounds that have the ability to modulate the immune response, by induction of cytokine biosynthesis or other means.

15 SUMMARY OF THE INVENTION

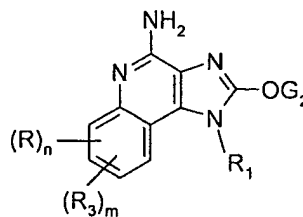
It has now been found that certain 2-hydroxy- and 2-alkoxy- 1*H*-imidazo[4,5-*c*]quinolin-4-amines modulate cytokine biosynthesis. In one aspect, the present invention provides compounds, which are of the following Formulas I, II, and III:



I



II



III

25 wherein R, R₁, R₂, R₃, G₁, G₂, n, and m are as defined below; and pharmaceutically acceptable salts thereof.

The compounds or salts of Formulas I, II, and III are useful as IRMs due to their ability to modulate cytokine biosynthesis (e.g., induce the biosynthesis or production of one or more cytokines) and otherwise modulate the immune response when administered to animals. In some embodiments, compounds or salts of Formula I can be especially
5 useful as immune response modifiers due to their ability to selectively induce interferon (α) (IFN- α), thus providing a benefit over compounds that also induce pro-inflammatory cytokines (e.g. TNF- α) or that induce pro-inflammatory cytokines at higher levels. The ability to modulate cytokine biosynthesis makes the compounds useful in the treatment of a variety of conditions such as viral diseases and neoplastic diseases that are responsive to
10 such changes in the immune response.

In another aspect, the present invention also provides pharmaceutical compositions containing the compounds of Formulas I, II, and/or III.

In another aspect of particular importance, the present invention provides methods of inducing cytokine biosynthesis in animal cells, selectively inducing IFN- α in animal
15 cells, treating a viral disease in an animal, and/or treating a neoplastic disease in an animal by administering to the animal one or more compounds of the Formulas I, II, and/or III, and/or pharmaceutically acceptable salts thereof.

In another aspect, the invention provides methods of synthesizing the compounds of Formulas I, II, and III and intermediate compounds useful in the synthesis of these
20 compounds.

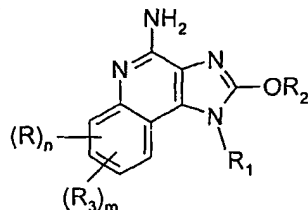
As used herein, "a", "an", "the", "at least one", and "one or more" are used interchangeably.

The terms "comprising" and variations thereof do not have a limiting meaning where these terms appear in the description and claims.

The above summary of the present invention is not intended to describe each
25 disclosed embodiment or every implementation of the present invention. The description that follows more particularly exemplifies illustrative embodiments. Guidance is also provided herein through lists of examples, which can be used in various combinations. In each instance, the recited list serves only as a representative group and should not be
30 interpreted as an exclusive list.

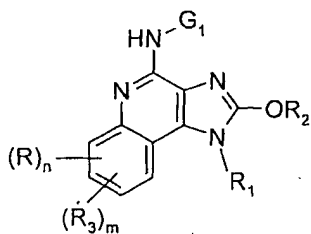
DETAILED DESCRIPTION OF ILLUSTRATIVE EMBODIMENTS OF THE
INVENTION

The present invention provides compounds of the following Formula I, II, and III:

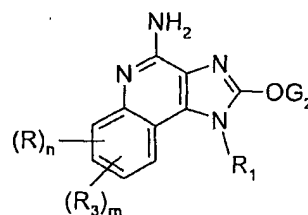


I

5



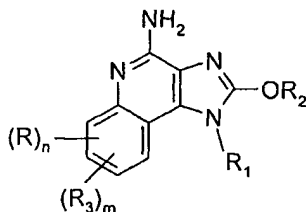
II



III

wherein R, R₁, R₂, R₃, G₁, G₂, n, and m are as defined below; and pharmaceutically acceptable salts thereof.

10 In one embodiment, the present invention provides a compound of the following Formula I:



I

wherein:

15 R₂ is selected from the group consisting of hydrogen, C₁₋₄ alkyl, hydroxyC₂₋₄ alkylenyl, and C₁₋₄ alkoxyC₂₋₄ alkylenyl;

R is selected from the group consisting of:

halogen,

hydroxy,

20

alkyl,

alkenyl,

haloalkyl,
 alkoxy,
 alkylthio, and
 $-N(R_9)_2$;

5 n is an integer from 0 to 4;

R_1 is selected from the group consisting of:

hydrogen,
 $-CH(R_{11})-Ar$,
 $-CH(R_{11})-Ar'-R_4$,
 10 $-CH(R_{11})-Ar'-Y-R_4$,
 $-CH(R_{11})-Ar'-CH(R_{11})-Y-R_4$,
 $-CH(R_{11})-Ar'-R_5$,
 $-CH(R_{11})-Ar'-CH(R_{11})-R_5$,
 $-X_1-Het$, and
 15 $-X_1-N(R_8)-Q-R_4$;

Ar is selected from the group consisting of aryl and heteroaryl each of which is unsubstituted or substituted by one or more substituents independently selected from the group consisting of alkyl, alkenyl, alkoxy, methylenedioxy, haloalkyl, haloalkoxy, halogen, nitro, hydroxy, hydroxyalkyl, cyano, amino, alkylamino, and dialkylamino;

20 Ar' is selected from the group consisting of arylene and heteroarylene each of which is unsubstituted or substituted by one or more substituents independently selected from the group consisting of alkyl, alkenyl, alkoxy, haloalkyl, haloalkoxy, halogen, nitro, hydroxy, hydroxyalkyl, cyano, amino, alkylamino, and dialkylamino;

25 Het is heterocyclyl which is unsubstituted or substituted by one or more substituents independently selected from the group consisting of alkyl, alkoxy, haloalkyl, haloalkoxy, halogen, nitro, hydroxy, hydroxyalkyl, cyano, hydroxyalkyleneoxyalkylenyl, amino, alkylamino, dialkylamino, and oxo;

X_1 is C_{1-6} alkylene that is optionally interrupted by one or more $-O-$ groups;

R_{11} is selected from the group consisting of hydrogen and C_{1-3} alkylene;

30 R_3 is selected from the group consisting of:

$-Z-R_4$,
 $-Z-X-R_4$,

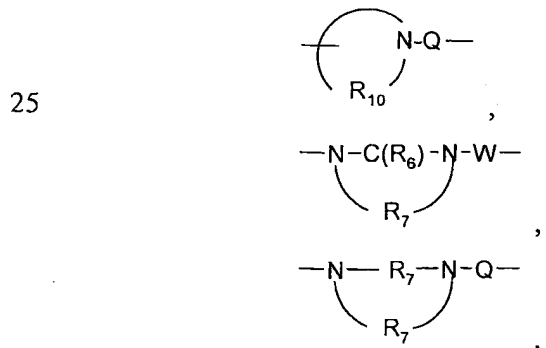
-Z-X-Y-R₄,
 -Z-X-Y-X-Y-R₄, and
 -Z-X-R₅;

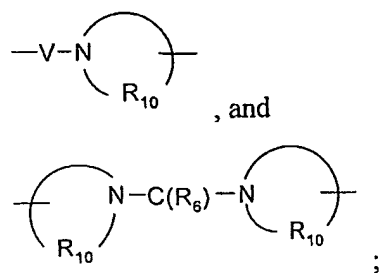
m is 0 or 1; with the proviso that when m is 1, then n is 0 or 1;

5 X is selected from the group consisting of alkylene, alkenylene, alkynylene, arylene, heteroarylene, and heterocyclylene wherein the alkylene, alkenylene, and alkynylene groups can be optionally interrupted or terminated by arylene, heteroarylene or heterocyclylene and optionally interrupted by one or more -O- groups;

Y is selected from the group consisting of:

10 -O-,
 -S(O)₀₋₂-,
 -S(O)₂-N(R₈)-,
 -C(R₆)-,
 -C(R₆)-O-,
 15 -O-C(R₆)-,
 -O-C(O)-O-,
 -N(R₈)-Q-,
 -C(R₆)-N(R₈)-,
 -O-C(R₆)-N(R₈)-,
 20 -C(R₆)-N(OR₉)-,
 -O-N(R₈)-Q-,
 -O-N=C(R₄)-,
 -C(=N-O-R₈)-,
 -CH(-N(-O-R₈)-Q-R₄)-,

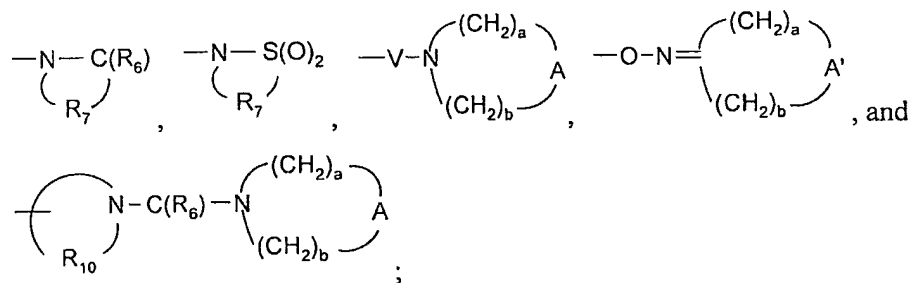




Z is a bond or -O-;

R₄ is selected from the group consisting of hydrogen, alkyl, alkenyl, alkynyl, aryl, arylalkylenyl, aryloxyalkylenyl, alkylarylenyl, heteroaryl, heteroarylalkylenyl, heteroaryloxyalkylenyl, alkylheteroarylenyl, and heterocyclyl wherein the alkyl, alkenyl, alkynyl, aryl, arylalkylenyl, aryloxyalkylenyl, alkylarylenyl, heteroaryl, heteroarylalkylenyl, heteroaryloxyalkylenyl, alkylheteroarylenyl, and heterocyclyl groups can be unsubstituted or substituted by one or more substituents independently selected from the group consisting of alkyl; alkoxy; hydroxyalkyl; haloalkyl; haloalkoxy; halogen; nitro; hydroxy; mercapto; cyano; aryl; aryloxy; arylalkyleneoxy; heteroaryl; heteroaryloxy; heteroarylalkyleneoxy; heterocyclyl; amino; alkylamino; dialkylamino; (dialkylamino)alkyleneoxy; and, in the case of alkyl, alkenyl, alkynyl, and heterocyclyl, oxo;

R₅ is selected from the group consisting of:



R₆ is selected from the group consisting of =O and =S;

R₇ is C₂₋₇ alkylene;

R₈ is selected from the group consisting of hydrogen, C₁₋₁₀ alkyl, C₂₋₁₀ alkenyl, hydroxy-C₁₋₁₀ alkyl, C₁₋₁₀ alkoxy-C₁₋₁₀ alkyl, aryl-C₁₋₁₀ alkyl, and heteroaryl-C₁₋₁₀ alkyl;

R₉ is selected from the group consisting of hydrogen and alkyl;

R₁₀ is C₃₋₈ alkylene;

A is selected from the group consisting of -CH₂-, -O-, -C(O)-, -S(O)₀₋₂-, and

-N(-Q-R₄)-;

A' is selected from the group consisting of -O-, -S(O)₀₋₂-, -N(-Q-R₄)-, and -CH₂-;

Q is selected from the group consisting of a bond, -C(R₆)-, -C(R₆)-C(R₆)-,

-S(O)₂-, -C(R₆)-N(R₈)-W-, -S(O)₂-N(R₈)-, -C(R₆)-O-, -C(R₆)-S-, and -C(R₆)-N(OR₉)-;

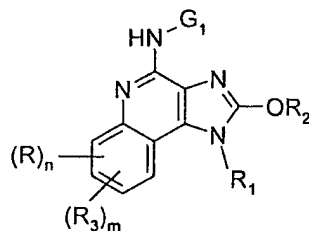
5 V is selected from the group consisting of -C(R₆)-, -O-C(R₆)-, -N(R₈)-C(R₆)-, and -S(O)₂-;

W is selected from the group consisting of a bond, -C(O)-, and -S(O)₂-; and

a and b are independently integers from 1 to 6 with the proviso that a + b ≤ 7;

or a pharmaceutically acceptable salt thereof.

10 In another embodiment, the present invention provides a compound of the following Formula II, which is a prodrug:



II

wherein:

15 G₁ is selected from the group consisting of:

-C(O)-R',

α-aminoacyl,

α-aminoacyl-α-aminoacyl,

-C(O)-O-R',

20 -C(O)-N(R'')R',

-C(=NY')-R',

-CH(OH)-C(O)-OY',

-CH(OC₁₋₄ alkyl)Y₀,

-CH₂Y₁, and

25 -CH(CH₃)Y₁;

R' and R'' are independently selected from the group consisting of C₁₋₁₀ alkyl,

C₃₋₇ cycloalkyl, phenyl, and benzyl, each of which may be unsubstituted or substituted by one or more substituents independently selected from the group consisting of halogen, hydroxy, nitro, cyano, carboxy, C₁₋₆ alkyl, C₁₋₄ alkoxy, aryl, heteroaryl, aryl-C₁₋₄ alkylenyl, heteroaryl-C₁₋₄ alkylenyl, halo-C₁₋₄ alkylenyl, halo-C₁₋₄ alkoxy, -O-C(O)-CH₃, -C(O)-O-CH₃, -C(O)-NH₂, -O-CH₂-C(O)-NH₂, -NH₂, and -S(O)₂-NH₂, with the proviso that R'' can also be hydrogen;

α -aminoacyl is an α -aminoacyl group derived from an amino acid selected from the group consisting of racemic, D-, and L-amino acids;

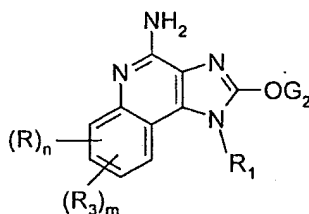
Y' is selected from the group consisting of hydrogen, C₁₋₆ alkyl, and benzyl;

Y₀ is selected from the group consisting of C₁₋₆ alkyl, carboxy-C₁₋₆ alkylenyl, amino-C₁₋₄ alkylenyl, mono-N-C₁₋₆ alkylamino-C₁₋₄ alkylenyl, and di-N,N-C₁₋₆ alkylamino-C₁₋₄ alkylenyl;

Y₁ is selected from the group consisting of mono-N-C₁₋₆ alkylamino, di-N,N-C₁₋₆ alkylamino, morpholin-4-yl, piperidin-1-yl, pyrrolidin-1-yl, and 4-C₁₋₄ alkylpiperazin-1-yl; and

R₁, R₂, R₃, R, m, and n are defined as above in Formula I, or a pharmaceutically acceptable salt thereof.

In another embodiment, the present invention provides a compound of the following Formula III, which is a prodrug:



III

wherein:

G₂ is selected from the group consisting of:

- X₂-C(O)-R',
- α -aminoacyl,
- α -aminoacyl- α -aminoacyl,
- X₂-C(O)-O-R',
- C(O)-N(R'')R', and

-S(O)₂-R';

X₂ is selected from the group consisting of a bond; -CH₂-O-; -CH(CH₃)-O-; -C(CH₃)₂-O-; and, in the case of -X₂-C(O)-O-R', -CH₂-NH-;

R' and R'' are independently selected from the group consisting of C₁₋₁₀ alkyl, C₃₋₇ cycloalkyl, phenyl, and benzyl, each of which may be unsubstituted or substituted by one or more substituents independently selected from the group consisting of halogen, hydroxy, nitro, cyano, carboxy, C₁₋₆ alkyl, C₁₋₄ alkoxy, aryl, heteroaryl, aryl-C₁₋₄ alkylenyl, heteroaryl-C₁₋₄ alkylenyl, halo-C₁₋₄ alkylenyl, halo-C₁₋₄ alkoxy, -O-C(O)-CH₃, -C(O)-O-CH₃, -C(O)-NH₂, -O-CH₂-C(O)-NH₂, -NH₂, and -S(O)₂-NH₂, with the proviso that R'' can also be hydrogen;

α-aminoacyl is an α-aminoacyl group derived from an amino acid selected from the group consisting of racemic, D-, and L-amino acids; and

R₁, R₃, R, m, and n are defined as above in Formula I; or a pharmaceutically acceptable salt thereof.

For any of the compounds presented herein, each one of the following variables (e.g., R₁, R₂, G₁, G₂, R₄, R₁₁, X, X₁, Y, Y₁, A, Q, and so on) in any of its embodiments can be combined with any one or more of the other variables in any of their embodiments and associated with any one of the formulas described herein, as would be understood by one of skill in the art. Each of the resulting combinations of variables is an embodiment of the present invention.

For certain embodiments, e.g., of Formula II, G₁ is selected from the group consisting of -C(O)-R', α-aminoacyl, α-aminoacyl-α-aminoacyl, -C(O)-O-R', -C(O)-N(R'')R', -C(=NY')-R', -CH(OH)-C(O)-OY', -CH(OC₁₋₄ alkyl)Y₀, -CH₂Y₁, and -CH(CH₃)Y₁. For certain of these embodiments, R' and R'' are independently selected from the group consisting of C₁₋₁₀ alkyl, C₃₋₇ cycloalkyl, phenyl, and benzyl, each of which may be unsubstituted or substituted by one or more substituents independently selected from the group consisting of halogen, hydroxy, nitro, cyano, carboxy, C₁₋₆ alkyl, C₁₋₄ alkoxy, aryl, heteroaryl, aryl-C₁₋₄ alkylenyl, heteroaryl-C₁₋₄ alkylenyl, halo-C₁₋₄ alkylenyl, halo-C₁₋₄ alkoxy, -O-C(O)-CH₃, -C(O)-O-CH₃, -C(O)-NH₂, -O-CH₂-C(O)-NH₂, -NH₂, and -S(O)₂-NH₂, with the proviso that R'' can also be hydrogen;

α-aminoacyl is an α-aminoacyl group derived from an amino acid selected from the group consisting of racemic, D-, and L-amino acids;

Y' is selected from the group consisting of hydrogen, C₁₋₆ alkyl, and benzyl;

Y₀ is selected from the group consisting of C₁₋₆ alkyl, carboxy-C₁₋₆ alkyl, amino-C₁₋₄ alkyl, mono-*N*-C₁₋₆ alkylamino-C₁₋₄ alkyl, and di-*N,N*-C₁₋₆ alkylamino-C₁₋₄ alkyl; and

5 Y₁ is selected from the group consisting of mono-*N*-C₁₋₆ alkylamino, di-*N,N*-C₁₋₆ alkylamino, morpholin-4-yl, piperidin-1-yl, pyrrolidin-1-yl, and 4-C₁₋₄ alkylpiperazin-1-yl.

For certain embodiments, including any one of the above embodiments of Formula II, G₁ is selected from the group consisting of -C(O)-R', α-aminoacyl, and -C(O)-O-R'.

10 For certain embodiments, including any one of the above embodiments of Formula II, G₁ is selected from the group consisting of -C(O)-R', α-amino-C₂₋₁₁ acyl, and -C(O)-O-R'. α-Amino-C₂₋₁₁ acyl includes α-amino acids containing a total of at least 2 carbon atoms and a total of up to 11 carbon atoms, and may also include one or more heteroatoms selected from the group consisting of O, S, and N.

15 For certain embodiments, e.g., of Formula III, G₂ is selected from the group consisting of -X₂-C(O)-R', α-aminoacyl, α-aminoacyl-α-aminoacyl, -X₂-C(O)-O-R', -C(O)-N(R'')R', and -S(O)₂-R'. For certain of these embodiments, X₂ is selected from the group consisting of a bond; -CH₂-O-; -CH(CH₃)-O-; -C(CH₃)₂-O-; and, in the case of -X₂-C(O)-O-R', -CH₂-NH-;

20 R' and R'' are independently selected from the group consisting of C₁₋₁₀ alkyl, C₃₋₇ cycloalkyl, phenyl, and benzyl, each of which may be unsubstituted or substituted by one or more substituents independently selected from the group consisting of halogen, hydroxy, nitro, cyano, carboxy, C₁₋₆ alkyl, C₁₋₄ alkoxy, aryl, heteroaryl, aryl-C₁₋₄ alkyl, heteroaryl-C₁₋₄ alkyl, halo-C₁₋₄ alkyl, halo-C₁₋₄ alkoxy, -O-C(O)-CH₃, -C(O)-O-CH₃, -C(O)-NH₂, -O-CH₂-C(O)-NH₂, -NH₂, and -S(O)₂-NH₂,
25 with the proviso that R'' can also be hydrogen; and

α-aminoacyl is an α-aminoacyl group derived from an amino acid selected from the group consisting of racemic, D-, and L-amino acids.

30 For certain embodiments, including any one of the above embodiments which include an α-aminoacyl group, α-aminoacyl is an α-aminoacyl group derived from a naturally occurring amino acid selected from the group consisting of racemic, D-, and L-amino acids.

For certain embodiments, including any one of the above embodiments which include an α -aminoacyl group, α -aminoacyl is an α -aminoacyl group derived from an amino acid found in proteins, wherein the amino acid is selected from the group consisting of racemic, D-, and L-amino acids.

5 For certain embodiments, including any one of the above embodiments of Formula III, G_2 is selected from the group consisting of α -amino- C_{2-5} alkanoyl, C_{2-6} alkanoyl, C_{1-6} alkoxy carbonyl, and C_{1-6} alkyl carbamoyl.

For certain embodiments, the R_2 group of Formula II is replaced by G_2 , wherein G_2 is defined as in any one of the above embodiments containing G_2 .

10 For certain embodiments, including any one of the above embodiments of Formula I, II, or III, R_1 is selected from the group consisting of hydrogen, $-\text{CH}(R_{11})-\text{Ar}$, $-\text{CH}(R_{11})-\text{Ar}'-\text{R}_4$, $-\text{CH}(R_{11})-\text{Ar}'-\text{Y}-\text{R}_4$, $-\text{CH}(R_{11})-\text{Ar}'-\text{CH}(R_{11})-\text{Y}-\text{R}_4$, $-\text{CH}(R_{11})-\text{Ar}'-\text{R}_5$, $-\text{CH}(R_{11})-\text{Ar}'-\text{CH}(R_{11})-\text{R}_5$, $-\text{X}_1-\text{Het}$, and $-\text{X}_1-\text{N}(R_8)-\text{Q}-\text{R}_4$.

For certain embodiments, including any one of the above embodiments of Formula I, II, or III, R_1 is $-\text{CH}(R_{11})-\text{Ar}$. For certain of these embodiments, R_1 is selected from the group consisting of benzyl, 1-phenylethyl, and pyridinylmethyl, each of which is unsubstituted or substituted by one or more substituents independently selected from the group consisting of alkyl, alkoxy, haloalkyl, haloalkoxy, and halogen. For certain of these
 15 embodiments, R_1 is selected from the group consisting of benzyl, 4-methoxybenzyl, 1-phenylethyl, and pyridin-3-ylmethyl.

For certain embodiments, including any one of the above embodiments of Formula I, II, or III, R_1 is $-\text{CH}(R_{11})-\text{Ar}'-\text{CH}(R_{11})-\text{Y}-\text{R}_4$, except where R_1 is $-\text{CH}(R_{11})-\text{Ar}$. For certain of these embodiments, each R_{11} is hydrogen; Ar' is phenylene;

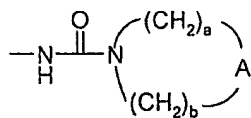
Y in $-\text{CH}(R_{11})-\text{Ar}'-\text{CH}(R_{11})-\text{Y}-\text{R}_4$ is $-\text{NHQ}-$

25 wherein Q is selected from the group consisting of $-\text{C}(\text{O})-$, $-\text{S}(\text{O})_2-$, $-\text{C}(\text{R}_6)-\text{N}(\text{R}_8)-$, $-\text{S}(\text{O})_2-\text{N}(\text{R}_8)-$, $-\text{C}(\text{O})-\text{O}-$, and $-\text{C}(\text{O})-\text{S}-$; and

R_4 in $-\text{CH}(R_{11})-\text{Ar}'-\text{CH}(R_{11})-\text{Y}-\text{R}_4$ is selected from the group consisting of alkyl, aryl, heteroaryl, and arylalkylenyl

30 wherein alkyl, aryl, and heteroaryl are each unsubstituted or substituted by one or more substituents independently selected from the group consisting of alkyl, alkoxy, and halogen.

For certain embodiments, including any one of the above embodiments of Formula I, II, or III, R_1 is $-\text{CH}(R_{11})-\text{Ar}'-\text{CH}(R_{11})-\text{R}_5$, except where R_1 is $-\text{CH}(R_{11})-\text{Ar}$ or $-\text{CH}(R_{11})-\text{Ar}'-\text{CH}(R_{11})-\text{Y}-\text{R}_4$. For certain of these embodiments, each R_{11} is hydrogen; Ar' is phenylene; and R_5 in $-\text{CH}(R_{11})-\text{Ar}'-\text{CH}(R_{11})-\text{R}_5$ is



5 wherein A is selected from the group consisting of $-\text{CH}_2-$, $-\text{O}-$, and $-\text{N}(\text{alkyl})-$, and a and b are each independently 1, 2, or 3.

For certain embodiments, including any one of the above embodiments of Formula I, II, or III, R_1 is $-\text{X}_1-\text{N}(\text{R}_8)-\text{Q}-\text{R}_4$, except where R_1 is $-\text{CH}(R_{11})-\text{Ar}$, $-\text{CH}(R_{11})-\text{Ar}'-\text{CH}(R_{11})-\text{Y}-\text{R}_4$, or $-\text{CH}(R_{11})-\text{Ar}'-\text{CH}(R_{11})-\text{R}_5$. For certain of these

10 embodiments, X_1 is C_{1-4} alkylene; R_8 in $-\text{X}_1-\text{N}(\text{R}_8)-\text{Q}-\text{R}_4$ is hydrogen; Q in $-\text{X}_1-\text{N}(\text{R}_8)-\text{Q}-\text{R}_4$ is selected from the group consisting of $-\text{C}(\text{O})-$, $-\text{S}(\text{O})_2-$, $-\text{C}(\text{R}_6)-\text{N}(\text{R}_8)-$, and $-\text{S}(\text{O})_2-\text{N}(\text{R}_8)-$; and R_4 in $-\text{X}_1-\text{N}(\text{R}_8)-\text{Q}-\text{R}_4$ is selected from the group consisting of alkyl, aryl, heteroaryl, heterocyclyl, and arylalkylenyl wherein alkyl, aryl, and heteroaryl are each unsubstituted or substituted by one or more substituents independently selected

15 from the group consisting of alkyl, alkoxy, and halogen. Alternatively, for certain of these embodiments, X_1 is C_{1-4} alkylene; R_8 in $-\text{X}_1-\text{N}(\text{R}_8)-\text{Q}-\text{R}_4$ is C_{1-10} alkyl or hydroxy- C_{1-10} alkylenyl; Q in $-\text{X}_1-\text{N}(\text{R}_8)-\text{Q}-\text{R}_4$ is a bond; and R_4 in $-\text{X}_1-\text{N}(\text{R}_8)-\text{Q}-\text{R}_4$ is selected from the group consisting of alkyl, aryl, arylalkylenyl, and heteroarylalkylenyl wherein alkyl is optionally substituted by one or more substituents independently selected

20 from the group consisting of alkoxy and hydroxy.

For certain embodiments, including any one of the above embodiments of Formula I, II, or III, R_1 is $-\text{X}_1-\text{Het}$, except where R_1 is $-\text{CH}(R_{11})-\text{Ar}$, $-\text{CH}(R_{11})-\text{Ar}'-\text{CH}(R_{11})-\text{Y}-\text{R}_4$, $-\text{CH}(R_{11})-\text{Ar}'-\text{CH}(R_{11})-\text{R}_5$, or $-\text{X}_1-\text{N}(\text{R}_8)-\text{Q}-\text{R}_4$. For certain of these embodiments Het is selected from the group consisting of piperidinyl, piperazinyl, morpholinyl,

25 thiomorpholinyl, azepanyl, and dihydroisoquinolin-(1*H*)-yl each of which is optionally substituted by one or more substituents independently selected from the group consisting of alkyl and hydroxy.

For certain embodiments, including any one of the above embodiments of Formula I, II, or III, wherein R_1 can be $-\text{X}_1-\text{Het}$, R_1 is tetrahydropyranylmethyl. For certain of

30 these embodiments, R_1 is tetrahydro-2*H*-pyran-4-ylmethyl.

For certain embodiments, including any one of the above embodiments of Formula I or II, R₂ is selected from the group consisting of hydrogen, C₁₋₄ alkyl, hydroxyC₂₋₄ alkylenyl, and C₁₋₄ alkoxyC₂₋₄ alkylenyl.

5 For certain embodiments, including any one of the above embodiments of Formula I or II, R₂ is hydrogen.

For certain embodiments, including any one of the above embodiments of Formula I or II, R₂ is ethyl or propyl, except where R₂ is hydrogen.

10 For certain embodiments, including any one of the above embodiments of Formula I or II, R₂ is ethyl or propyl, and R₁ is hydrogen, except where R₂ is hydrogen or where R₁ is -CH(R₁₁)-Ar, -CH(R₁₁)-Ar'-CH(R₁₁)-Y-R₄, -CH(R₁₁)-Ar'-CH(R₁₁)-R₅, -X₁-N(R₈)-Q-R₄, or -X₁-Het.

For certain embodiments, including any one of the above embodiments of Formula I, II, or III, R₃ is selected from the group consisting of -Z-R₄, -Z-X-R₄, -Z-X-Y-R₄, -Z-X-Y-X-Y-R₄, and -Z-X-R₅.

15 For certain embodiments, including any one of the above embodiments of Formula I, II, or III, R₃ is pyridin-3-yl, 3-hydroxyphenyl, 4-hydroxymethylphenyl, or benzyloxy. For certain of these embodiments, n is 0.

For certain embodiments, including any one of the above embodiments of Formula I, II, or III, R₃ is at the 7-position. For certain of these embodiments, n is 0.

20 For certain embodiments, including any one of the above embodiments of Formula I, II, or III, R is selected from the group consisting of halogen, hydroxy, alkyl, alkenyl, haloalkyl, alkoxy, alkylthio, and -N(R₉)₂.

For certain embodiments, including any one of the above embodiments of Formula I, II, or III, R is hydroxy. For certain of these embodiments n is 1. For certain of these
25 embodiments, m is 0.

For certain embodiments, including any one of the above embodiments of Formula I, II, or III, m and n are both 0, except where this definition for m and n is excluded.

30 In one embodiment, the present invention provides a compound selected from the group consisting of 4-amino-1-benzyl-1*H*-imidazo[4,5-*c*]quinolin-2-ol, 4-amino-1-(1-phenylethyl)-1*H*-imidazo[4,5-*c*]quinolin-2-ol, 4-amino-1-(4-methoxybenzyl)-1*H*-imidazo[4,5-*c*]quinolin-2-ol, and 4-amino-1-(pyridin-3-ylmethyl)-1*H*-imidazo[4,5-*c*]quinolin-2-ol, or a pharmaceutically acceptable salt thereof.

In another embodiment, the present invention provides the compound 4-amino-1-(tetrahydro-2H-pyran-4-ylmethyl)-1H-imidazo[4,5-c]quinolin-2-ol or a pharmaceutically acceptable salt thereof.

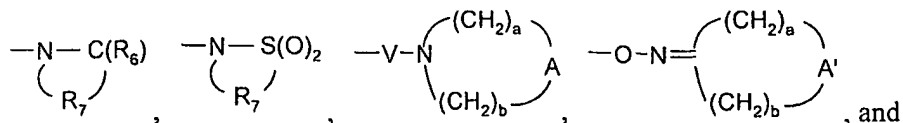
For certain embodiments, R₄ is selected from the group consisting of hydrogen,
 5 alkyl, alkenyl, alkynyl, aryl, arylalkylenyl, aryloxyalkylenyl, alkylarylenyl, heteroaryl,
 heteroarylalkylenyl, heteroaryloxyalkylenyl, alkylheteroarylenyl, and heterocyclyl
 wherein the alkyl, alkenyl, alkynyl, aryl, arylalkylenyl, aryloxyalkylenyl, alkylarylenyl,
 heteroaryl, heteroarylalkylenyl, heteroaryloxyalkylenyl, alkylheteroarylenyl, and
 heterocyclyl groups can be unsubstituted or substituted by one or more substituents
 10 independently selected from the group consisting of alkyl; alkoxy; hydroxyalkyl;
 haloalkyl; haloalkoxy; halogen; nitro; hydroxy; mercapto; cyano; aryl; aryloxy;
 arylalkyleneoxy; heteroaryl; heteroaryloxy; heteroarylalkyleneoxy; heterocyclyl; amino;
 alkylamino; dialkylamino; (dialkylamino)alkyleneoxy; and, in the case of alkyl, alkenyl,
 alkynyl, and heterocyclyl, oxo.

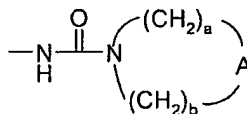
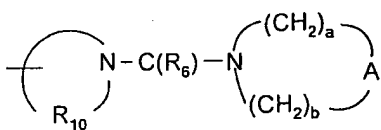
15 For certain embodiments, R₄ is selected from the group consisting of alkyl, aryl,
 heteroaryl, and arylalkylenyl wherein alkyl, aryl, and heteroaryl are each unsubstituted or
 substituted by one or more substituents independently selected from the group consisting
 of alkyl, alkoxy, and halogen.

For certain embodiments, R₄ is selected from the group consisting of alkyl, aryl,
 20 heteroaryl, heterocyclyl, and arylalkylenyl wherein alkyl, aryl, and heteroaryl are each
 unsubstituted or substituted by one or more substituents independently selected from the
 group consisting of alkyl, alkoxy, and halogen.

For certain embodiments, R₄ is selected from the group consisting of alkyl, aryl,
 arylalkylenyl, and heteroarylalkylenyl wherein alkyl is optionally substituted by one or
 25 more substituents independently selected from the group consisting of alkoxy and
 hydroxy.

For certain embodiments, R₅ is selected from the group consisting of:





For certain embodiments, R_5 is

For certain embodiments, R_6 is selected from the group consisting of =O and =S.

For certain embodiments, R_6 is =O.

5 For certain embodiments, R_6 is =S.

For certain embodiments, R_7 is C_{2-7} alkylene.

For certain embodiments, R_7 is C_{2-4} alkylene.

For certain embodiments, R_7 is ethylene.

10 For certain embodiments, R_8 is selected from the group consisting of hydrogen, C_{1-10} alkyl, C_{2-10} alkenyl, hydroxy- C_{1-10} alkylenyl, C_{1-10} alkoxy- C_{1-10} alkylenyl, aryl- C_{1-10} alkylenyl, and heteroaryl- C_{1-10} alkylenyl.

For certain embodiments, R_8 is hydrogen, C_{1-10} alkyl, or hydroxy- C_{1-10} alkylenyl.

For certain embodiments, R_8 is C_{1-10} alkyl or hydroxy- C_{1-10} alkylenyl.

For certain embodiments, R_8 is hydrogen.

15 For certain embodiments, R_9 is selected from the group consisting of hydrogen and alkyl.

For certain embodiments, R_{10} is C_{3-8} alkylene.

For certain embodiments, R_{10} is pentylene.

20 For certain embodiments, R_{11} is selected from the group consisting of hydrogen and C_{1-3} alkylene.

For certain embodiments, R_{11} is methyl.

For certain embodiments, R_{11} is hydrogen.

25 For certain embodiments, R' is selected from the group consisting of C_{1-10} alkyl, C_{3-7} cycloalkyl, phenyl, and benzyl, each of which may be unsubstituted or substituted by one or more substituents independently selected from the group consisting of halogen, hydroxy, nitro, cyano, carboxy, C_{1-6} alkyl, C_{1-4} alkoxy, aryl, heteroaryl, aryl- C_{1-4} alkylenyl, heteroaryl- C_{1-4} alkylenyl, halo- C_{1-4} alkylenyl, halo- C_{1-4} alkoxy, -O-C(O)- CH_3 , -C(O)-O- CH_3 , -C(O)- NH_2 , -O- CH_2 -C(O)- NH_2 , - NH_2 , and -S(O)₂- NH_2 .

For certain embodiments, R" is selected from the group consisting of hydrogen, C₁₋₁₀ alkyl, C₃₋₇ cycloalkyl, phenyl, and benzyl, each of which may be unsubstituted or substituted by one or more substituents independently selected from the group consisting of halogen, hydroxy, nitro, cyano, carboxy, C₁₋₆ alkyl, C₁₋₄ alkoxy, aryl, heteroaryl, aryl-C₁₋₄ alkylenyl, heteroaryl-C₁₋₄ alkylenyl, halo-C₁₋₄ alkylenyl, halo-C₁₋₄ alkoxy, -O-C(O)-CH₃, -C(O)-O-CH₃, -C(O)-NH₂, -O-CH₂-C(O)-NH₂, -NH₂, and -S(O)₂-NH₂.

For certain embodiments, A is selected from the group consisting of -CH₂-, -O-, -C(O)-, -S(O)₀₋₂-, and -N(-Q-R₄)-

For certain embodiments, A is selected from the group consisting of -CH₂-, -O-, and -N(alkyl)-.

For certain embodiments, A is -O-.

For certain embodiments, A' is selected from the group consisting of -O-, -S(O)₀₋₂-, -N(-Q-R₄)-, and -CH₂-.

For certain embodiments, Ar is selected from the group consisting of aryl and heteroaryl each of which is unsubstituted or substituted by one or more substituents independently selected from the group consisting of alkyl, alkenyl, alkoxy, methylenedioxy, haloalkyl, haloalkoxy, halogen, nitro, hydroxy, hydroxyalkyl, cyano, amino, alkylamino, and dialkylamino.

For certain embodiments, Ar is phenyl.

For certain embodiments, Ar is pyridinyl.

For certain embodiments, Ar' is selected from the group consisting of arylene and heteroarylene each of which is unsubstituted or substituted by one or more substituents independently selected from the group consisting of alkyl, alkenyl, alkoxy, haloalkyl, haloalkoxy, halogen, nitro, hydroxy, hydroxyalkyl, cyano, amino, alkylamino, and dialkylamino.

For certain embodiments, Ar' is phenylene.

For certain embodiments, Het is heterocyclyl which is unsubstituted or substituted by one or more substituents independently selected from the group consisting of alkyl, alkoxy, haloalkyl, haloalkoxy, halogen, nitro, hydroxy, hydroxyalkyl, cyano, hydroxyalkyleneoxyalkylenyl, amino, alkylamino, dialkylamino, and oxo.

For certain embodiments, Het is heterocyclyl which is unsubstituted or substituted by one or more substituents independently selected from the group consisting of alkyl,

alkoxy, haloalkyl, haloalkoxy, halogen, nitro, hydroxy, cyano, amino, alkylamino, dialkylamino, and oxo.

For certain embodiments, Het is selected from the group consisting of piperidinyl, piperazinyl, morpholinyl, thiomorpholinyl, azepanyl, and dihydroisoquinolin-(1*H*)-yl each
5 of which is optionally substituted by one or more substituents independently selected from the group consisting of alkyl and hydroxy.

For certain embodiments, Het is tetrahydropyranyl.

For certain embodiments, Het is tetrahydro-2*H*-pyran-4-yl.

For certain embodiments, Q is selected from the group consisting of a bond,
10 -C(R₆)-, -C(R₆)-C(R₆)-, -S(O)₂-, -C(R₆)-N(R₈)-W-, -S(O)₂-N(R₈)-, -C(R₆)-O-, -C(R₆)-S-,
and -C(R₆)-N(OR₉)-.

For certain embodiments, Q is selected from the group consisting of -C(O)-,
-S(O)₂-, -C(R₆)-N(R₈)-, -S(O)₂-N(R₈)-, -C(O)-O-, and -C(O)-S-.

For certain embodiments, Q is -C(O)-, -S(O)₂-, -C(R₆)-N(R₈)-, and -S(O)₂-N(R₈)-.

15 For certain embodiments, Q is -C(R₆)-.

For certain embodiments, Q is a bond.

For certain embodiments, V is selected from the group consisting of -C(R₆)-,
-O-C(R₆)-, -N(R₈)-C(R₆)-, and -S(O)₂-.

For certain embodiments, V is -N(R₈)-C(O)-.

20 For certain embodiments, W is selected from the group consisting of a bond,
-C(O)-, and -S(O)₂-.

For certain embodiments, W is a bond.

For certain embodiments, X is selected from the group consisting of alkylene,
alkenylene, alkynylene, arylene, heteroarylene, and heterocyclylene wherein the alkylene,
25 alkenylene, and alkynylene groups can be optionally interrupted or terminated by arylene,
heteroarylene or heterocyclylene and optionally interrupted by one or more -O- groups.

For certain embodiments, X is C₁₋₄ alkylene.

For certain embodiments, X is methylene.

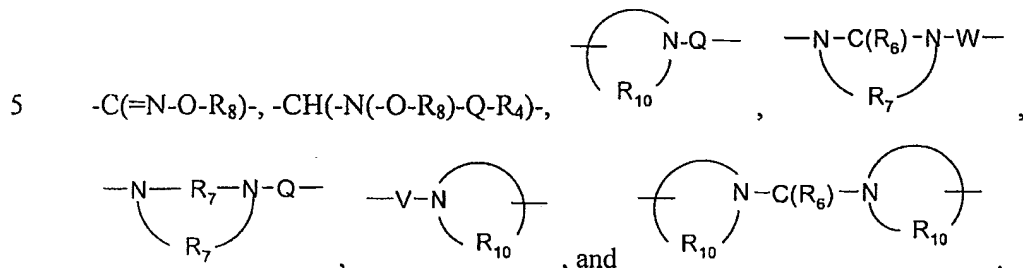
For certain embodiments, X₁ is C₁₋₆ alkylene that is optionally interrupted by one
30 or more -O- groups.

For certain embodiments, X₁ is C₁₋₄ alkylene

For certain embodiments, X₂ is selected from the group consisting of a bond;

-CH₂-O-; -CH(CH₃)-O-; -C(CH₃)₂-O-; and, in the case of -X₂-C(O)-O-R', -CH₂-NH-

For certain embodiments, Y is selected from the group consisting of -O-,
-S(O)₀₋₂-, -S(O)₂-N(R₈)-, -C(R₆)-, -C(R₆)-O-, -O-C(R₆)-, -O-C(O)-O-, -N(R₈)-Q-,
-C(R₆)-N(R₈)-, -O-C(R₆)-N(R₈)-, -C(R₆)-N(OR₉)-, -O-N(R₈)-Q-, -O-N=C(R₄)-,



For certain embodiments, Y is -N(R₈)-Q-

For certain embodiments, Y is selected from the group consisting of -N(R₈)-C(O)-,
-N(R₈)-S(O)₂-, -N(R₈)-C(R₆)-N(R₈)-, -N(R₈)-S(O)₂-N(R₈)-, -N(R₈)-C(R₆)-O-, and
10 -N(R₈)-C(R₆)-S-

For certain embodiments, Y is -NHQ-

For certain embodiments, Y is selected from the group consisting of -N(H)-C(O)-,
-N(H)-S(O)₂-, -N(H)-C(R₆)-N(R₈)-, -N(H)-S(O)₂-N(R₈)-, -N(H)-C(O)-O-, and
-N(H)-C(O)-S-

For certain embodiments, Y₁ is selected from the group consisting of
15 mono-*N*-C₁₋₆ alkylamino, di-*N,N*-C₁₋₆ alkylamino, morpholin-4-yl, piperidin-1-yl,
pyrrolidin-1-yl, and 4-C₁₋₄ alkylpiperazin-1-yl.

For certain embodiments, Y₀ is selected from the group consisting of C₁₋₆ alkyl,
carboxy-C₁₋₆ alkylenyl, amino-C₁₋₄ alkylenyl, mono-*N*-C₁₋₆ alkylamino-C₁₋₄ alkylenyl, and
20 di-*N,N*-C₁₋₆ alkylamino-C₁₋₄ alkylenyl.

For certain embodiments, Y' is selected from the group consisting of hydrogen,
C₁₋₆ alkyl, and benzyl.

For certain embodiments, Z is a bond or -O-

For certain embodiments, Z is a bond.

25 For certain embodiments, Z is -O-

For certain embodiments, a and b are independently integers from 1 to 6 with the
proviso that a + b is ≤ 7. For certain embodiments, a and b are each independently 1, 2, or
3. For certain embodiments, a and b are each 2.

For certain embodiments, m is 0 or 1; with the proviso that when m is 1, then n is 0 or 1.

For certain embodiments, m is 1, and n is 0 or 1.

For certain embodiments, m is 1, and n is 0.

5 For certain embodiments, m is 0.

For certain embodiments, n is an integer from 0 to 4.

For certain embodiments, n is 1.

For certain embodiments, n is 0.

For certain embodiments, m is 0, and n is 0.

10 For certain embodiments, the present invention provides a pharmaceutical composition comprising a therapeutically effective amount of a compound or salt of any one of the above embodiments of Formulas I, II, and III, and a pharmaceutically acceptable carrier.

For certain embodiments, the present invention provides a method of inducing
15 cytokine biosynthesis in an animal comprising administering an effective amount of a compound or salt of any one of the above embodiments of Formulas I, II, and III, or a pharmaceutical composition comprising an effective amount of a compound or salt of any one of the above embodiments of Formulas I, II, and III to the animal. For certain of these
20 embodiments, the cytokine is selected from the group consisting of IFN- α , TNF- α , IL-6, IL-10, and IL-12. For certain of these embodiments, the cytokine is IFN- α or TNF- α . For certain of these embodiments, the cytokine is IFN- α .

For certain embodiments, the present invention provides a method of selectively inducing the biosynthesis of IFN- α in an animal comprising administering an effective amount of a compound or salt of any one of the above embodiments of Formulas I, II, and
25 III, or a pharmaceutical composition comprising an effective amount of a compound or salt of any one of the above embodiments of Formulas I, II, and III to the animal.

For certain embodiments, the present invention provides a method of treating a viral disease in an animal comprising administering a therapeutically effective amount of a compound or salt of any one of the above embodiments of Formulas I, II, and III, or a
30 pharmaceutical composition comprising a therapeutically effective amount of a compound or salt of any one of the above embodiments of Formulas I, II, and III to the animal.

For certain embodiments, the present invention provides a method of treating a viral disease in an animal comprising administering a therapeutically effective amount of a compound or salt of any one of the above embodiments of Formulas I, II, and III, or a pharmaceutical composition comprising a therapeutically effective amount of a compound or salt of any one of the above embodiments of Formulas I, II, and III to the animal; and selectively inducing the biosynthesis of IFN- α in the animal.

For certain embodiments, the present invention provides a method of treating a neoplastic disease in an animal comprising administering a therapeutically effective amount of a compound or salt of any one of the above embodiments of Formulas I, II, and III, or a pharmaceutical composition comprising a therapeutically effective amount of a compound or salt of any one of the above embodiments of Formulas I, II, and III to the animal.

For certain embodiments, the present invention provides a method of treating a neoplastic disease in an animal comprising administering a therapeutically effective amount of a compound or salt of any one of the above embodiments of Formulas I, II, and III, or a pharmaceutical composition comprising a therapeutically effective amount of a compound or salt of any one of the above embodiments of Formulas I, II, and III to the animal; and selectively inducing the biosynthesis of IFN- α in the animal.

As used herein, the terms "alkyl", "alkenyl", "alkynyl" and the prefix "alk-" are inclusive of both straight chain and branched chain groups and of cyclic groups, e.g., cycloalkyl and cycloalkenyl. Unless otherwise specified, these groups contain from 1 to 20 carbon atoms, with alkenyl groups containing from 2 to 20 carbon atoms, and alkynyl groups containing from 2 to 20 carbon atoms. In some embodiments, these groups have a total of up to 10 carbon atoms, up to 8 carbon atoms, up to 6 carbon atoms, or up to 4 carbon atoms. Cyclic groups can be monocyclic or polycyclic and preferably have from 3 to 10 ring carbon atoms. Exemplary cyclic groups include cyclopropyl, cyclopropylmethyl, cyclobutyl, cyclobutylmethyl, cyclopentyl, cyclopentylmethyl, cyclohexyl, cyclohexylmethyl, adamantyl, and substituted and unsubstituted bornyl, norbornyl, and norbornenyl.

Unless otherwise specified, "alkylene", "-alkylene-", "alkenylene", "-alkenylene-", "alkynylene", and "-alkynylene-" are the divalent forms of the "alkyl", "alkenyl", and "alkynyl" groups defined above. The terms "alkylenyl", "alkenylenyl", and

"alkynylenyl" are used when "alkylene", "alkenylenyl", and "alkynylene", respectively, are substituted. For example, an arylalkylenyl group comprises an "alkylene" moiety to which an aryl group is attached.

The term "haloalkyl" is inclusive of alkyl groups that are substituted by one or more halogen atoms, including perfluorinated groups. This is also true of other groups that include the prefix "halo-". Examples of suitable haloalkyl groups are chloromethyl, trifluoromethyl, and the like.

The term "aryl" as used herein includes carbocyclic aromatic rings or ring systems. Examples of aryl groups include phenyl, naphthyl, biphenyl, fluorenyl and indenyl.

Unless otherwise indicated, the term "heteroatom" refers to the atoms O, S, or N.

The term "heteroaryl" includes aromatic rings or ring systems that contain at least one ring heteroatom (e.g., O, S, N). In some embodiments, the term "heteroaryl" includes a ring or ring system that contains 2 to 12 carbon atoms, 1 to 3 rings, 1 to 4 heteroatoms, and O, S, and/or N as the heteroatoms. Suitable heteroaryl groups include furyl, thienyl, pyridyl, quinolinyl, isoquinolinyl, indolyl, isoindolyl, triazolyl, pyrrolyl, tetrazolyl, imidazolyl, pyrazolyl, oxazolyl, thiazolyl, benzofuranyl, benzothiophenyl, carbazolyl, benzoxazolyl, pyrimidinyl, benzimidazolyl, quinoxalinyl, benzothiazolyl, naphthyridinyl, isoxazolyl, isothiazolyl, purinyl, quinazolinyl, pyrazinyl, 1-oxidopyridyl, pyridazinyl, triazinyl, tetrazinyl, oxadiazolyl, thiadiazolyl, and so on.

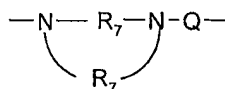
The term "heterocyclyl" includes non-aromatic rings or ring systems that contain at least one ring heteroatom (e.g., O, S, N) and includes all of the fully saturated and partially unsaturated derivatives of the above mentioned heteroaryl groups. In some embodiments, the term "heterocyclyl" includes a ring or ring system that contains 2 to 12 carbon atoms, 1 to 3 rings, 1 to 4 heteroatoms, and O, S, and N as the heteroatoms. Exemplary heterocyclyl groups include pyrrolidinyl, tetrahydrofuranyl, morpholinyl, thiomorpholinyl, 1,1-dioxothiomorpholinyl, piperidinyl, piperazinyl, thiazolidinyl, imidazolidinyl, isothiazolidinyl, tetrahydropyranyl, quinuclidinyl, homopiperidinyl (azepanyl), 1,4-oxazepanyl, homopiperazinyl (diazepanyl), 1,3-dioxolanyl, aziridinyl, azetidyl, dihydroisoquinolin-(1*H*)-yl, octahydroisoquinolin-(1*H*)-yl, dihydroquinolin-(2*H*)-yl, octahydroquinolin-(2*H*)-yl, dihydro-1*H*-imidazolyl, 3-azabicyclo[3.2.2]non-3-yl, and the like.

The term "heterocyclyl" includes bicyclic and tricyclic heterocyclic ring systems. Such ring systems include fused and/or bridged rings and spiro rings. Fused rings can include, in addition to a saturated or partially saturated ring, an aromatic ring, for example, a benzene ring. Spiro rings include two rings joined by one spiro atom and three rings
5 joined by two spiro atoms.

When "heterocyclyl" contains a nitrogen atom, the point of attachment of the heterocyclyl group may be the nitrogen atom.

The terms "arylene", "heteroarylene", and "heterocyclylene" are the divalent forms of the "aryl", "heteroaryl", and "heterocyclyl" groups defined above. The terms,
10 "arylenyl", "heteroarylenyl", and "heterocyclenyl" are used when "arylene", "heteroarylene," and "heterocyclylene", respectively, are substituted. For example, an alkylarylenyl group comprises an arylene moiety to which an alkyl group is attached.

When a group (or substituent or variable) is present more than once in any Formula described herein, each group (or substituent or variable) is independently selected, whether



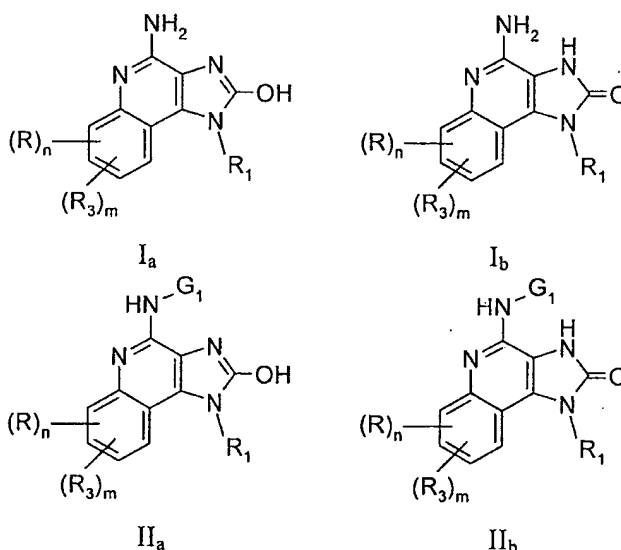
15 explicitly stated or not. For example, for the formula $\begin{array}{c} \text{---N---R}_7\text{---N---Q---} \\ \quad \quad \quad \curvearrowright \\ \quad \quad \quad \text{R}_7 \end{array}$ each R₇ group is independently selected. In another example, when more than one Y group is present, each Y group is independently selected. In a further example, when more than one -N(R₈)-Q-R₄ group is present (e.g., more than one -Y-R₄ group is present, and both contain a -N(R₈)-Q- group) each R₈ group is independently selected, each Q group is
20 independently selected, and each R₄ group is independently selected.

The invention is inclusive of the compounds described herein (including intermediates) in any of their pharmaceutically acceptable forms, including isomers (e.g., diastereomers and enantiomers), salts, solvates, polymorphs, prodrugs, and the like. In particular, if a compound is optically active, the invention specifically includes each of the
25 compound's enantiomers as well as racemic mixtures of the enantiomers. It should be understood that the term "compound" includes any or all of such forms, whether explicitly stated or not (although at times, "salts" are explicitly stated).

The term "prodrug" means a compound that can be transformed in vivo to yield an immune response modifying compound in any of the salt, solvated, polymorphic, or
30 isomeric forms described above. The prodrug, itself, may be an immune response modifying compound in any of the salt, solvated, polymorphic, or isomeric forms

described above. The transformation may occur by various mechanisms, such as through a chemical (e.g., solvolysis or hydrolysis, for example, in the blood) or enzymatic biotransformation. A discussion of the use of prodrugs is provided by T. Higuchi and W. Stella, "Pro-drugs as Novel Delivery Systems," Vol. 14 of the A. C. S. Symposium Series, and in Bioreversible Carriers in Drug Design, ed. Edward B. Roche, American
 5 Pharmaceutical Association and Pergamon Press, 1987.

Compounds (including intermediates) of the present invention may exist in different tautomeric forms, and all such forms are embraced within the scope of the invention. The term "tautomer" or "tautomeric form" refers to structural isomers of
 10 different energies, which are interconvertible via a low energy barrier. For example, proton tautomers (prototropic tautomers) include interconversions via migration of a proton, such as keto-enol and imine-enamine isomerizations. When compounds of the present invention have a hydrogen atom for the R₂ group, proton migration between the oxygen atom at the 2-position and the 3-position may occur. For example, the following
 15 Formulas I_a and I_b are tautomeric forms of each other, and Formulas II_a and II_b are tautomeric forms of each other:



20

Preparation of the Compounds

Compounds of the invention may be synthesized by synthetic routes that include processes analogous to those well known in the chemical arts, particularly in light of the
 25 description contained herein. The starting materials are generally available from

commercial sources such as Aldrich Chemicals (Milwaukee, Wisconsin, USA) or are readily prepared using methods well known to those skilled in the art (e.g., prepared by methods generally described in Louis F. Fieser and Mary Fieser, *Reagents for Organic Synthesis*, v. 1-19, Wiley, New York, (1967-1999 ed.); Alan R. Katritzky, Otto Meth-
5 Cohn, Charles W. Rees, *Comprehensive Organic Functional Group Transformations*, v. 1-6, Pergamon Press, Oxford, England, (1995); Barry M. Trost and Ian Fleming, *Comprehensive Organic Synthesis*, v. 1-8, Pergamon Press, Oxford, England, (1991); or *Beilsteins Handbuch der organischen Chemie*, 4, Aufl. Ed. Springer-Verlag, Berlin, Germany, including supplements (also available via the Beilstein online database)).

10 For illustrative purposes, the reaction schemes depicted below provide potential routes for synthesizing the compounds of the present invention as well as key intermediates. For more detailed description of the individual reaction steps, see the EXAMPLES section below. Those skilled in the art will appreciate that other synthetic routes may be used to synthesize the compounds of the invention. Although specific
15 starting materials and reagents are depicted in the reaction schemes and discussed below, other starting materials and reagents can be easily substituted to provide a variety of derivatives and/or reaction conditions. In addition, many of the compounds prepared by the methods described below can be further modified in light of this disclosure using conventional methods well known to those skilled in the art.

20 In the preparation of compounds of the invention it may sometimes be necessary to protect a particular functionality while reacting other functional groups on an intermediate. The need for such protection will vary depending on the nature of the particular functional group and the conditions of the reaction step. Suitable amino protecting groups include acetyl, trifluoroacetyl, *tert*-butoxycarbonyl (Boc), benzyloxycarbonyl, and 9-
25 fluorenylmethoxycarbonyl (Fmoc). Suitable hydroxy protecting groups include acetyl and silyl groups such as the *tert*-butyl dimethylsilyl group. For a general description of protecting groups and their use, see T. W. Greene and P. G. M. Wuts, *Protective Groups in Organic Synthesis*, John Wiley & Sons, New York, USA, 1991.

30 Conventional methods and techniques of separation and purification can be used to isolate compounds of the invention, as well as various intermediates related thereto. Such techniques may include, for example, all types of chromatography (high performance liquid chromatography (HPLC), column chromatography using common absorbents such

as silica gel, and thin layer chromatography), recrystallization, and differential (i.e., liquid-liquid) extraction techniques.

Compounds of the invention can be prepared according to Reaction Scheme I, wherein R, R₁, R₂, and n are as defined above. In step (1) of Reaction Scheme I, a 2,4-dichloro-3-nitroquinoline of Formula V is reacted with an amine of Formula R₁-NH₂. The reaction can be conveniently carried out by adding the amine to a solution of a compound of Formula V in the presence of a base such as triethylamine. The reaction is carried out in a suitable solvent, such as dichloromethane, chloroform, or *N,N*-dimethylformamide (DMF) and may be carried out at room temperature, a sub-ambient temperature such as 0 °C, or an elevated temperature such as the reflux temperature of the solvent. Many 2,4-dichloro-3-nitropyridines of Formula V are known or can be prepared by known methods; see, for example, U.S. Patent Nos. 4,988,815 (André et al.) and 6,518,265 (Kato et al.). For example, they are readily prepared by chlorinating 3-nitroquinoline-2,4-diols with a chlorinating agent such as phosphorus(III) oxychloride; 3-nitroquinoline-2,4-diols are commercially available or can be prepared from substituted anilines according to the methods described in Kohler et al., *Chem. Ber.* 60, p. 1108 (1927); Buckle et al., *J. Med. Chem.*, 18, pp. 726-732 (1975), and Kappe et al., *J. Heterocyclic Chem.* 25, p. 857, (1988).

Numerous amines of Formula R₁-NH₂ are commercially available; others can be prepared by known methods. For example, a variety of substituted and unsubstituted arylalkylenyl amines and isomeric (aminomethyl)pyridines are commercially available. The synthesis of tetrahydro-2*H*-pyran-4-ylmethylamine hydrochloride, which can be used to prepare compounds of Formula VI wherein R₁ is a tetrahydro-2*H*-pyran-4-ylmethyl group, has been reported; see, U. S. Patent Application Publication No. 2004/0147543 (Hays et al.), Examples 477-480.

Other primary amines can be used in step (1) of Reaction Scheme I to provide, after subsequent synthetic transformations, compounds of Formula VI wherein R₁ is as defined above. For example, *tert*-butyl amine can be used in step (1) to provide a compound or salt of Formula VI with a *tert*-butyl group at the R₁ position, which can be converted to a compound of Formula VI wherein R₁ is hydrogen by heating the *tert*-butyl-substituted compound with hydrochloric acid in a suitable solvent such as methanol at an elevated temperature such as 75 °C. In another example, an amino alcohol can be used in step (1) to provide a compound of Formula VI with a hydroxyalkyl group at the R₁

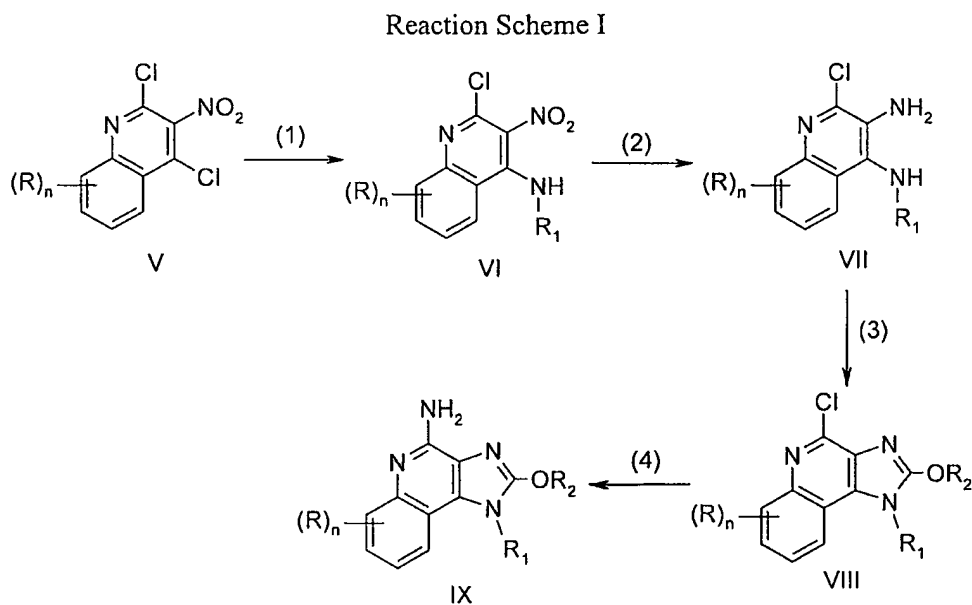
position. The hydroxy group can optionally be protected for subsequent steps in Reaction Scheme I and then deprotected and converted to a chloro group using conventional chlorination methods. A compound of Formula VI or IX with a chloroalkyl group at the R₁ position can be treated with a cyclic secondary amine to provide a compound in which R₁ is -X₁-Het. Many cyclic secondary amines are commercially available, such as unsubstituted or substituted pyrrolidines, piperidines, morpholines, and piperazines; others can be prepared using conventional methods. The reaction can be conveniently carried out by adding a cyclic secondary amine to a chloroalkyl substituted compound in a suitable solvent such as DMF. The reaction can be conveniently carried out in the presence of a base such as potassium carbonate at an elevated temperature such as 65 °C. In another example, a compound of Formula VI wherein R₁ is -X₁-NH-Boc, in which Boc is *tert*-butoxycarbonyl, can be converted to a compound of Formula VI wherein R₁ is -X₁-N(R₈)-Q-R₄ using one of the methods of Reaction Scheme IV below.

In step (2) of Reaction Scheme I, a compound of Formula VI is reduced to provide a 2-chloroquinoline-3,4-diamine of Formula VII. The reaction can be carried out by heterogeneous hydrogenation using platinum on carbon as the heterogeneous hydrogenation catalyst. The hydrogenation can be conveniently carried out in a Parr apparatus in a suitable solvent such as toluene, methanol, acetonitrile, or ethyl acetate. The reaction can be carried out at room temperature. The reduction can be carried out using alternative methods as described in U.S. Patent No. 5,395,937 (Nikolaides et al.). Several 2-chloroquinoline-3,4-diamines of Formula VII are known compounds. See, for example, U.S. Patent Nos. 4,988,815 (André et al.); 5,268,376 (Gerster); 5,756,747 (Gerster); 6,069,149 (Nanba et al.); 6,518,265 (Kato et al.), 6,683,088 (Crooks et al.); and 6,664,260 (Charles et al.).

In step (3) of Reaction Scheme I, a 2-chloroquinoline-3,4-diamine of Formula VII is cyclized to provide a 4-chloro-1*H*-imidazo[4,5-*c*]quinolin-2-ol or 2-alkoxy-4-chloro-1*H*-imidazo[4,5-*c*]quinoline of Formula VIII. To prepare a compound of Formula VIII wherein R₂ is hydrogen, the cyclization can be conveniently carried out by combining a 2-chloroquinoline-3,4-diamine of Formula VII with 1,1'-carbonyldiimidazole in a suitable solvent such as tetrahydrofuran (THF), *tert*-butyl methyl ether, dichloromethane, or DMF. Optionally, the reaction can be carried out in the presence of a base such as pyridine. The reaction may be carried out at room temperature or, preferably, at an elevated temperature

such as the reflux temperature of the solvent. Alternatively, to prepare a compound in which R_2 is C_{1-4} alkyl or C_{1-4} alkoxy C_{2-4} alkylenyl, the cyclization can be conveniently carried out by combining a 2-chloroquinoline-3,4-diamine of Formula VII with an orthocarbonate, for example tetraethyl orthocarbonate, in a suitable solvent such as acetic acid. The reaction may be carried out at room temperature or at an elevated temperature such as 30 °C to 50 °C.

In step (4) of Reaction Scheme I, a compound of Formula VIII is aminated to provide a 2-hydroxy- or 2-alkoxy-1*H*-imidazo[4,5-*c*]quinolin-4-amine of Formula IX, a subgenus of Formula I. The reaction is conveniently carried out by adding a solution of ammonia in a suitable solvent such as methanol to a compound of Formula VIII and heating the reaction at an elevated temperature such as 135 °C to 175 °C, preferably 150 °C to 170 °C.



For some embodiments, compounds of the invention can be prepared according to Reaction Scheme II, wherein R , R_1 , and n are as defined above, and R_{2a} is selected from the group consisting of C_{1-4} alkyl, hydroxy C_{2-4} alkylenyl, and C_{1-4} alkoxy C_{2-4} alkylenyl. In step (1) of Reaction Scheme I, a quinoline-3,4-diamine of Formula X is cyclized to provide a 1,3-dihydro-1*H*-imidazo[4,5-*c*]quinoline-2-thione of Formula XI. The reaction can be carried out using 1,1'-thiocarbonyldiimidazole instead of 1,1'-carbonyldiimidazole under the conditions described in step (3) of Reaction Scheme I. Several quinoline-3,4-diamines of Formula X are known or can be prepared by known methods; see for example,

U.S. Patent Nos. 4,689,338 (Gerster), 5,268,376 (Gerster), 5,389,640 (Gerster et al.), 6,331,539 (Crooks et al.), 6,451,810 (Coleman et al.), 6,541,485 (Crooks et al.), 6,660,747 (Crooks et al.), 6,683,088 (Crooks et al.), 6,656,938 (Crooks et al.), and U.S. Patent Publication Application No. US 2004/0147543 (Hays et al.).

5 In step (2) of Reaction Scheme II, a 1,3-dihydro-1*H*-imidazo[4,5-*c*]quinoline-2-thione of Formula XI is methylated to provide a 2-(methylthio)-1*H*-imidazo[4,5-*c*]quinoline of Formula XII. The reaction can be conveniently carried out by combining a compound of Formula XI with iodomethane in a suitable solvent or solvent mixture, such as ethanol/water, in the presence of a base, such as ammonium hydroxide or sodium
10 methoxide. The reaction can be carried out at room temperature.

 In step (3) of Reaction Scheme II, a 2-(methylthio)-1*H*-imidazo[4,5-*c*]quinoline of Formula XII is oxidized to a 2-(methylsulfonyl)-1*H*-imidazo[4,5-*c*]quinoline-5*N*-oxide of Formula XIII using a conventional oxidizing agent capable of forming *N*-oxides and sulfones. The reaction is conveniently carried out at room temperature by combining at
15 least three equivalents of 3-chloroperoxybenzoic acid with a solution of a compound of Formula XII in a solvent such as chloroform or dichloromethane.

 In step (4) of Reaction Scheme II, a 2-(methylsulfonyl)-1*H*-imidazo[4,5-*c*]quinoline-5*N*-oxide of Formula XIII is aminated to provide a 2-(methylsulfonyl)-1*H*-imidazo[4,5-*c*]quinolin-4-amine of Formula XIV. Step (4) can be carried out by the
20 activation of an *N*-oxide of Formula XIII by conversion to an ester and then reacting the ester with an aminating agent. Suitable activating agents include alkyl- or arylsulfonyl chlorides such as benzenesulfonyl chloride, methanesulfonyl chloride, or *p*-toluenesulfonyl chloride. Suitable aminating agents include ammonia, in the form of ammonium hydroxide, for example, and ammonium salts such as ammonium carbonate,
25 ammonium bicarbonate, and ammonium phosphate. The reaction is conveniently carried out by adding ammonium hydroxide to a solution of the *N*-oxide of Formula XIII in a suitable solvent such as dichloromethane or chloroform and then adding *p*-toluenesulfonyl chloride. The reaction can be carried out at room temperature.

 Steps (3) and (4) of Reaction Scheme II may be carried out as a one-pot procedure
30 by adding 3-chloroperoxybenzoic acid to a solution of a compound of Formula XII in a solvent such as dichloromethane or chloroform and then adding ammonium hydroxide and *p*-toluenesulfonyl chloride without isolating the *N*-oxide compound of Formula XIII.

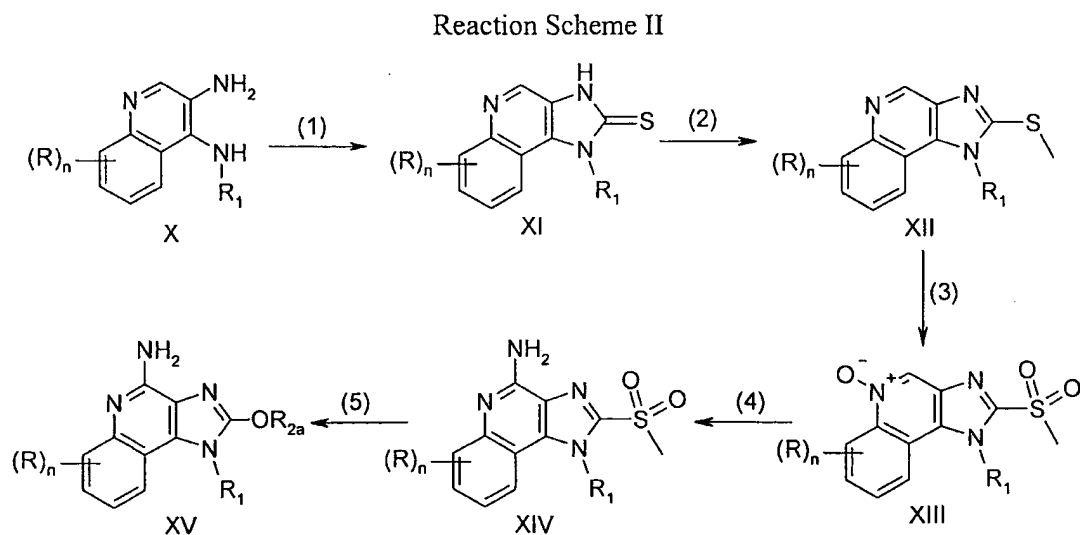
In step (5) of Reaction Scheme II, the methylsulfonyl group of a 2-(methylsulfonyl)-1*H*-imidazo[4,5-*c*]quinolin-4-amine of Formula XIV is displaced with an alkoxide of Formula -O-C₁₋₄ alkyl or -O-C₂₋₄ alkylene-O-C₁₋₄ alkyl. Some alkoxides of these formulas are commercially available, for example, as alkali metal salts. Other

5 alkoxides of these formulas can be readily prepared by known methods. The reaction can be carried out by combining an alkoxide with a 2-(methylsulfonyl)-1*H*-imidazo[4,5-*c*]quinolin-4-amine of Formula XIV at room temperature in a suitable solvent such as methanol.

A compound of Formula IX or XV wherein R₂ or R_{2a} is C₁₋₄ alkoxyC₂₋₄ alkylenyl, prepared by the methods described in Reaction Scheme I or II, can be converted to a compound wherein R₂ or R_{2a} is hydroxyC₂₋₄ alkylenyl using conventional dealkylation methods. For example, demethylation can be carried out by treating a compound of

10 Formula IX or XV wherein R₂ or R_{2a} is C₁₋₄ alkoxyC₂₋₄ alkylenyl with boron tribromide in a suitable solvent such as dichloromethane at a sub-ambient temperature such as -78 °C.

15



For some embodiments, compounds of the invention can be prepared according to Reaction Scheme III, wherein R, R₁, R₂, and R₃ are as defined above, n is 0 or 1, and D is

20 -Br, -I, -OCH₃, or -OS(O)₂CF₃. Compounds of Formula XVI are available from the methods described in Reaction Scheme I or II starting with compounds of Formula V or X in which one of the R groups is -Br, -I, or -OCH₃. A compound of Formula XVI in which D is -OCH₃ can be converted in two steps to a compound of Formula XVI in which D is

-OS(O)₂CF₃. In part (i), the methoxy group is demethylated to provide a hydroxy-substituted compound. The demethylation of a methoxy-substituted compound can be carried out with boron tribromide as described above in Reaction Scheme II.

Alternatively, the demethylation can be carried out by heating the methoxy-substituted
5 compound with anhydrous pyridinium chloride at an elevated temperature, such as 210 °C. The resulting hydroxy group is converted to a trifluoromethanesulfonate (triflate) group by reaction with trifluoromethanesulfonyl chloride, trifluoromethanesulfonic anhydride, or *N*-phenylbis(trifluoromethanesulfonimide), typically in the presence of a base, such as triethylamine. The reaction can be carried out in a suitable solvent such as
10 dichloromethane, 1,2-dichloroethane, acetonitrile, THF, DMF, *N*-methyl-2-pyrrolidinone (NMP), or pyridine. The reaction may be carried out at room temperature or an elevated temperature, such as the reflux temperature of the solvent.

When D is -Br, -I, or -OS(O)₂CF₃, a 2-hydroxy- or 2-alkoxy-1*H*-imidazo[4,5-
c]quinolin-4-amine of Formula XVI can undergo known palladium-catalyzed coupling
15 reactions such as the Suzuki coupling and the Heck reaction. For example, a compound of Formula XVI undergoes Suzuki coupling with a boronic acid of Formula R₃-B(OH)₂, an anhydride thereof, or a boronic acid ester of Formula R₃-B(O-alkyl)₂; wherein R₃ is -R_{4b}, -X_a-R₄, -X_b-Y-R₄, or -X_b-R₅; where X_a is alkenylene; X_b is arylene, heteroarylene, or alkenylene interrupted or terminated by arylene or heteroarylene; R_{4b} is aryl or heteroaryl
20 where the aryl or heteroaryl groups can be unsubstituted or substituted as defined in R₄ above; and R₄, R₅, and Y are as defined above; to provide a compound of Formula XVII, a subgenus of Formula I. Numerous boronic acids of Formula R₃-B(OH)₂, anhydrides thereof, and boronic acid esters of Formula R₃-B(O-alkyl)₂ are commercially available; others can be readily prepared using known synthetic methods.

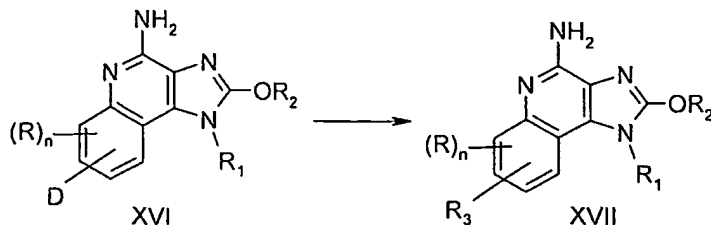
25 The Heck reaction can also be used in Reaction Scheme III to provide compounds of Formula XVII, wherein R₃ is -X_a-R_{4b} and -X_a-Y-R₄. The Heck reaction is carried out by coupling a compound of Formula XVI with a compound of the Formula H₂C=C(H)-R_{4b} or H₂C=C(H)-Y-R₄. Several of these vinyl-substituted compounds are commercially available; others can be prepared by known methods. The Suzuki coupling and Heck
30 reaction can be carried out according to any of the methods described in U. S. Patent Application Publication No. 2004/0147543 (Hays et al.).

Compounds of Formula XVII, wherein R_3 is $-X_c-R_4$, X_c is alkynylene, and R_4 is as defined above, can also be prepared by palladium catalyzed coupling reactions such as the Stille coupling or Sonogashira coupling. These reactions are carried out by coupling a compound of Formula XVI with a compound of the Formula $(\text{alkyl})_3\text{Sn}-\text{C}\equiv\text{C}-R_4$, $(\text{alkyl})_3\text{Si}-\text{C}\equiv\text{C}-R_4$, or $\text{H}-\text{C}\equiv\text{C}-R_4$.

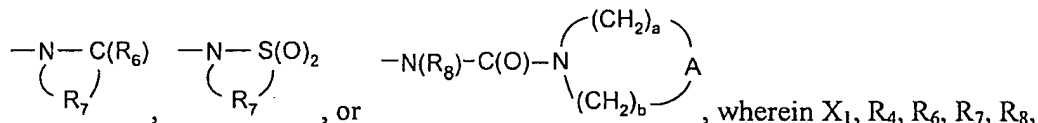
Compounds of Formula XVII prepared as described above by palladium-mediated coupling reactions, wherein R_3 is $-X_a-R_4$, $-X_a-Y-R_4$, $-X_{b2}-Y-R_4$, $-X_{b2}-R_5$, or $-X_c-R_4$, where X_{b2} is alkenylene interrupted or terminated by arylene or heteroarylene, and X_a , X_c , Y , R_4 , and R_5 are as defined above, can undergo reduction of the alkenylene or alkynylene group present to provide compounds of Formula XVII wherein R_3 is $-X_d-R_4$, $-X_d-Y-R_4$, $-X_e-Y-R_4$, or $-X_e-R_5$, where X_d is alkylene; X_e is alkylene interrupted or terminated by arylene or heteroarylene; and R_4 , R_5 , and Y are as defined above. The reduction can be carried out by hydrogenation according to the methods described in U. S. Patent Application Publication No. 2004/0147543 (Hays et al.).

Compounds of Formula XVI wherein D is $-\text{OCH}_3$ can be converted in Reaction Scheme III to compounds of Formula XVII wherein R_3 is $-\text{O}-R_{4b}$, $-\text{O}-X-R_4$, $-\text{O}-X-Y-R_4$, or $-\text{O}-X-R_5$; wherein R_4 , R_{4b} , R_5 , X , and Y are as defined above. When D is $-\text{OCH}_3$, the reaction shown in Reaction Scheme III is carried out in two parts. In part (i), the methoxy group is demethylated to provide a hydroxy-substituted compound. The demethylation can be carried out as described above. In part (ii), the hydroxy-substituted compound prepared in part (i) is converted to a compound of Formula XVII, wherein R_3 is $-\text{O}-R_{4b}$, $-\text{O}-X-R_4$, $-\text{O}-X-Y-R_4$, or $-\text{O}-X-R_5$, using a Williamson-type ether synthesis. The reaction is effected by treating the hydroxy-substituted compound with an aryl, alkyl, or arylalkylenyl halide of Formula Halide- R_{4b} , Halide-alkylene- R_4 , Halide-alkylene- $Y-R_4$, or Halide-alkylene- R_5 in the presence of a base. Numerous alkyl, arylalkylenyl, and aryl halides of these formulas are commercially available, including substituted benzyl bromides and chlorides, substituted or unsubstituted alkyl or arylalkylenyl bromides and chlorides, and substituted fluorobenzenes. Other halides of these formulas can be prepared using conventional synthetic methods. The methods described in International Publication Nos. WO2005/020999 (Lindstrom et al.) and WO2005/032484 (Lindstrom et al.) can be used.

Reaction Scheme III



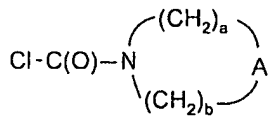
For some embodiments, compounds of the invention can be prepared according to Reaction Scheme IV, wherein R, R₂, and n are as defined above; Boc is *tert*-butoxycarbonyl; X₃ is X₁ or -CH(R₁₁)-Ar'-CH(R₁₁)-; and R_{1b} is -X₁-N(R₈)-Q-R₄, -CH(R₁₁)-Ar'-CH(R₁₁)-N(R₈)-Q-R₄, or -CH(R₁₁)-Ar'-CH(R₁₁)-R₅, wherein R₅ is



wherein X₁, R₄, R₆, R₇, R₈, R₁₁, Q, A, Ar', a, and b are as defined above. Compounds of Formula XVIII can be prepared according to the methods described in Reaction Scheme I, wherein an amine of Formula Boc-NH-X₃-NH₂ is employed in step (1) of Reaction Scheme I.

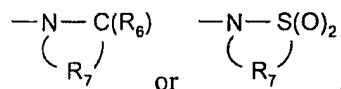
In step (1) of Reaction Scheme IV, the reaction conditions described in step (4) of Reaction Scheme I can be used to aminate the 4-chloro group and simultaneously remove the Boc protecting group to provide a 1-amino-substituted 1*H*-imidazo[4,5-*c*]quinolin-4-amine of Formula XIX, a subgenus of Formula I.

In step (2) of Reaction Scheme IV, the 1-amino group in a compound of Formula XIX is treated with an acid chloride of Formula R₄C(O)Cl or Cl-R₇C(O)Cl, a sulfonyl chloride of Formula R₄S(O)₂Cl or Cl-R₇S(O)₂Cl, a sulfonic anhydride of Formula (R₄S(O)₂)₂O, an isocyanate of Formula R₄N=C=O, R₄(CO)N=C=O, R₄N=C=S, or R₄S(O)₂N=C=O, a carbamoyl chloride of Formula R₄N-(R₈)-C(O)Cl or

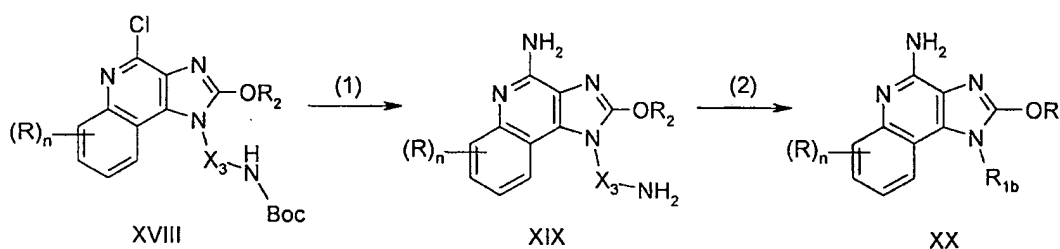


or a sulfamoyl chloride of Formula R₄-N(R₈)-S(O)₂Cl to provide an amide, sulfonamide, urea, or sulfamide of Formula XX, a subgenus of Formula I. The reaction can be conveniently carried out by combining the acid chloride, sulfonyl chloride, sulfonic anhydride, or isocyanate and a solution of an amino-substituted compound, and a base such as triethylamine or *N,N*-diisopropylethylamine in a suitable solvent such as dichloromethane or *N,N*-dimethylacetamide (DMA). The reaction can be carried out at

room temperature. When a chloroalkanesulfonyl chloride of Formula Cl-R₇S(O)₂Cl or a chloroalkanoyl chloride of Formula Cl-R₇C(O)Cl is used in this reaction, the isolable intermediate chloroalkanesulfonamide or chloroalkanamide can then be treated with a base such as 1,8-diazabicyclo[5.4.0]undec-7-ene (DBU) or sodium hydride at room temperature in a suitable solvent such as DMF to effect a cyclization and provide a compound of Formula XX in which R_{1b} is -CH(R₁₁)-Ar'-CH(R₁₁)-R₅, wherein R₅ is



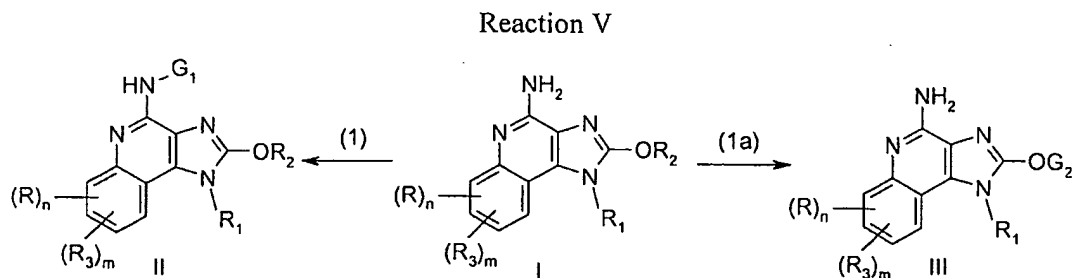
Reaction Scheme IV



For certain embodiments, compounds of the invention can be prepared according to Reaction Scheme V, wherein R, R₁, R₂, R₃, G₁, G₂, m, and n are as defined above. Compounds of Formula I can be prepared according to the methods of any of Reaction Schemes I through IV. Step (1) of Reaction Scheme V can be used to prepare a compound of Formula II. The amino group of a compound of Formula I can be converted by conventional methods to a functional group such as an amide, carbamate, urea, amidine, or another hydrolyzable group. A compound of this type can be made by the replacement of a hydrogen atom in an amino group with a group such as -C(O)-R', α-aminoacyl, α-aminoacyl-α-aminoacyl, -C(O)-O-R', -C(O)-N(R'')-R', -C(=NY')-R', -CH(OH)-C(O)-OY', -CH(OC₁₋₄ alkyl)Y₀, -CH₂Y₁, or -CH(CH₃)Y₁; wherein R' and R'' are each independently C₁₋₁₀ alkyl, C₃₋₇ cycloalkyl, phenyl, or benzyl, each of which may be unsubstituted or substituted by one or more substituents independently selected from the group consisting of halogen, hydroxy, nitro, cyano, carboxy, C₁₋₆ alkyl, C₁₋₄ alkoxy, aryl, heteroaryl, arylC₁₋₄ alkylenyl, heteroarylC₁₋₄ alkylenyl, haloC₁₋₄ alkylenyl, haloC₁₋₄ alkoxy, -O-C(O)-CH₃, -C(O)-O-CH₃, -C(O)-NH₂, -O-CH₂-C(O)-NH₂, -NH₂, and -S(O)₂-NH₂; with the proviso that R'' may also be hydrogen; each α-aminoacyl group is independently selected from racemic, D, or L-amino acids; Y' is hydrogen, C₁₋₆ alkyl, or benzyl; Y₀ is C₁₋₆ alkyl, carboxyC₁₋₆ alkylenyl, aminoC₁₋₄ alkylenyl,

mono-*N*-C₁₋₆ alkylaminoC₁₋₄ alkylenyl, or di-*N,N*-C₁₋₆ alkylaminoC₁₋₄ alkylenyl; and Y₁ is mono-*N*-C₁₋₆ alkylamino, di-*N,N*-C₁₋₆ alkylamino, morpholin-4-yl, piperidin-1-yl, pyrrolidin-1-yl, or 4-C₁₋₄ alkylpiperazin-1-yl. Particularly useful compounds of Formula II are amides derived from carboxylic acids containing one to ten carbon atoms, amides derived from amino acids, and carbamates containing one to ten carbon atoms. The reaction can be carried out, for example, by combining a compound of Formula I with a chloroformate or acid chloride, such as ethyl chloroformate or acetyl chloride, in the presence of a base such as triethylamine in a suitable solvent such as dichloromethane at room temperature.

Step (1a) of Reaction Scheme V can be used to prepare a compound of Formula III. The hydrogen atom of the alcohol group of a compound of Formula I can be replaced using conventional methods with a group such as C₁₋₆ alkanoyloxymethyl, 1-(C₁₋₆ alkanoyloxy)ethyl, 1-methyl-1-(C₁₋₆ alkanoyloxy)ethyl, C₁₋₆ alkoxy-carbonyloxymethyl, *N*-(C₁₋₆ alkoxy-carbonyl)aminomethyl, succinoyl, C₁₋₆ alkanoyl, α -aminoC₁₋₄ alkanoyl, arylacyl, -P(O)(OH)₂, -P(O)(O-C₁₋₆ alkyl)₂, C₁₋₆ alkoxy-carbonyl, C₁₋₆ alkylcarbamoyl, and α -aminoacyl or α -aminoacyl- α -aminoacyl, where each α -aminoacyl group is independently selected from racemic, D, and L-amino acids. Particularly useful compounds of Formula III are esters made from carboxylic acids containing one to six carbon atoms, unsubstituted or substituted benzoic acid esters, or esters made from naturally occurring amino acids. The reaction conditions described above in step (2) of Reaction Scheme IV can be used.



Compounds of the invention can also be prepared using variations of the synthetic routes shown in Reaction Schemes I through V that would be apparent to one of skill in the art. Compounds of the invention can also be prepared using the synthetic routes described in the EXAMPLES below.

Pharmaceutical Compositions and Biological Activity

Pharmaceutical compositions of the invention contain a therapeutically effective amount of a compound or salt of the invention as described above in combination with a pharmaceutically acceptable carrier.

The terms "a therapeutically effective amount" and "effective amount" mean an amount of the compound or salt sufficient to induce a therapeutic or prophylactic effect, such as cytokine induction, cytokine inhibition, immunomodulation, antitumor activity, and/or antiviral activity. Although the exact amount of compound or salt used in a pharmaceutical composition of the invention will vary according to factors known to those of skill in the art, such as the physical and chemical nature of the compound or salt, the nature of the carrier, and the intended dosing regimen, it is anticipated that the compositions of the invention will contain sufficient active ingredient or prodrug to provide a dose of about 100 nanograms per kilogram (ng/kg) to about 50 milligrams per kilogram (mg/kg), preferably about 10 micrograms per kilogram ($\mu\text{g}/\text{kg}$) to about 5 mg/kg, of the compound or salt to the subject. A variety of dosage forms may be used, such as tablets, lozenges, capsules, parenteral formulations, syrups, creams, ointments, aerosol formulations, transdermal patches, transmucosal patches and the like.

The compounds or salts of the invention can be administered as the single therapeutic agent in the treatment regimen, or the compounds or salts of the invention may be administered in combination with one another or with other active agents, including additional immune response modifiers, antivirals, antibiotics, antibodies, proteins, peptides, oligonucleotides, etc.

Compounds or salts of the invention have been shown to induce the production of certain cytokines in experiments performed according to the tests set forth below. These results indicate that the compounds or salts are useful as immune response modifiers that can modulate the immune response in a number of different ways, rendering them useful in the treatment of a variety of disorders.

In some embodiments, compounds or salts of Formula I can be especially useful as immune response modifiers due to their ability to selectively induce IFN- α . As used herein, to "selectively induce IFN- α " means, that when tested according to the test methods described herein, the effective minimum concentration (of the compound or salt)

for IFN- α induction is less than the effective minimum concentration for TNF- α induction. In some embodiments, the effective minimum concentration for IFN- α induction is at least 3-fold less than the effective minimum concentration for TNF- α induction. In some
embodiments, the effective minimum concentration for IFN- α induction is at least 6-fold
5 less than the effective minimum concentration for TNF- α induction. In other
embodiments, the effective minimum concentration for IFN- α induction is at least 10-fold
less than the effective minimum concentration for TNF- α induction. In other
embodiments, the effective minimum concentration for IFN- α induction is at least 100-
fold less than the effective minimum concentration for TNF- α induction. In some
10 embodiments, when tested according to the test methods described herein, the amount
TNF- α induced by compounds of the invention is at or below the background level of
TNF- α in the test method. Compounds or salts of the invention may, therefore, provide a
benefit, for example, a reduced inflammatory response, particularly when administered
systemically, over compounds that also induce pro-inflammatory cytokines (e.g. TNF- α)
15 or that induce pro-inflammatory cytokines at higher levels.

Cytokines whose production may be induced by the administration of compounds
or salts of the invention generally include interferon- α (IFN- α) and tumor necrosis factor- α
(TNF- α) as well as certain interleukins (IL). Cytokines whose biosynthesis may be
induced by compounds or salts of the invention include IFN- α , TNF- α , IL-1, IL-6, IL-10
20 and IL-12, and a variety of other cytokines. Among other effects, these and other
cytokines can inhibit virus production and tumor cell growth, making the compounds or
salts useful in the treatment of viral diseases and neoplastic diseases. Accordingly, the
invention provides a method of inducing cytokine biosynthesis in an animal comprising
administering an effective amount of a compound or salt or composition of the invention
25 to the animal. The animal to which the compound or salt or composition is administered
for induction of cytokine biosynthesis may have a disease as described *infra*, for example
a viral disease or a neoplastic disease, and administration of the compound or salt may
provide therapeutic treatment. Alternatively, the compound or salt may be administered to
the animal prior to the animal acquiring the disease so that administration of the
30 compound or salt may provide a prophylactic treatment.

In addition to the ability to induce the production of cytokines, compounds or salts
of the invention can affect other aspects of the innate immune response. For example,

natural killer cell activity may be stimulated, an effect that may be due to cytokine induction. The compounds or salts may also activate macrophages, which in turn stimulate secretion of nitric oxide and the production of additional cytokines. Further, the compounds or salts may cause proliferation and differentiation of B-lymphocytes.

5 Compounds or salts of the invention can also have an effect on the acquired immune response. For example, the production of the T helper type 1 (T_H1) cytokine IFN- γ may be induced indirectly and the production of the T helper type 2 (T_H2) cytokines IL-4, IL-5 and IL-13 may be inhibited upon administration of the compounds or salts.

10 Whether for prophylaxis or therapeutic treatment of a disease, and whether for effecting innate or acquired immunity, the compound or salt or composition may be administered alone or in combination with one or more active components as in, for example, a vaccine adjuvant. When administered with other components, the compound or salt and other component or components may be administered separately; together but independently such as in a solution; or together and associated with one another such as

15 (a) covalently linked or (b) non-covalently associated, e.g., in a colloidal suspension.

 Conditions for which compounds or salts identified herein may be used as treatments include, but are not limited to:

 (a) viral diseases such as, for example, diseases resulting from infection by an adenovirus, a herpesvirus (e.g., HSV-I, HSV-II, CMV, or VZV), a poxvirus (e.g., an orthopoxvirus such as variola or vaccinia, or molluscum contagiosum), a picornavirus (e.g., rhinovirus or enterovirus), an orthomyxovirus (e.g., influenzavirus), a paramyxovirus (e.g., parainfluenzavirus, mumps virus, measles virus, and respiratory syncytial virus (RSV)), a coronavirus (e.g., SARS), a papovavirus (e.g., papillomaviruses, such as those that cause genital warts, common warts, or plantar warts), a hepadnavirus (e.g., hepatitis B virus), a flavivirus (e.g., hepatitis C virus or Dengue virus), or a retrovirus (e.g., a

20 lentivirus such as HIV);

 (b) bacterial diseases such as, for example, diseases resulting from infection by bacteria of, for example, the genus Escherichia, Enterobacter, Salmonella, Staphylococcus, Shigella, Listeria, Aerobacter, Helicobacter, Klebsiella, Proteus, Pseudomonas,

30 Streptococcus, Chlamydia, Mycoplasma, Pneumococcus, Neisseria, Clostridium, Bacillus, Corynebacterium, Mycobacterium, Campylobacter, Vibrio, Serratia, Providencia, Chromobacterium, Brucella, Yersinia, Haemophilus, or Bordetella;

(c) other infectious diseases, such as chlamydia, fungal diseases including but not limited to candidiasis, aspergillosis, histoplasmosis, cryptococcal meningitis, or parasitic diseases including but not limited to malaria, pneumocystis carinii pneumonia, leishmaniasis, cryptosporidiosis, toxoplasmosis, and trypanosome infection;

5 (d) neoplastic diseases, such as intraepithelial neoplasias, cervical dysplasia, actinic keratosis, basal cell carcinoma, squamous cell carcinoma, renal cell carcinoma, Kaposi's sarcoma, melanoma, leukemias including but not limited to myelogenous leukemia, chronic lymphocytic leukemia, multiple myeloma, non-Hodgkin's lymphoma, cutaneous T-cell lymphoma, B-cell lymphoma, and hairy cell leukemia, and other cancers;

10 (e) T_H2-mediated, atopic diseases, such as atopic dermatitis or eczema, eosinophilia, asthma, allergy, allergic rhinitis, and Ommen's syndrome;

(f) certain autoimmune diseases such as systemic lupus erythematosus, essential thrombocythaemia, multiple sclerosis, discoid lupus, alopecia areata; and

15 (g) diseases associated with wound repair such as, for example, inhibition of keloid formation and other types of scarring (e.g., enhancing wound healing, including chronic wounds).

Additionally, a compound or salt of the present invention may be useful as a vaccine adjuvant for use in conjunction with any material that raises either humoral and/or cell mediated immune response, such as, for example, live viral, bacterial, or parasitic
20 immunogens; inactivated viral, tumor-derived, protozoal, organism-derived, fungal, or bacterial immunogens; toxoids; toxins; self-antigens; polysaccharides; proteins; glycoproteins; peptides; cellular vaccines; DNA vaccines; autologous vaccines; recombinant proteins; and the like, for use in connection with, for example, BCG, cholera, plague, typhoid, hepatitis A, hepatitis B, hepatitis C, influenza A, influenza B,
25 parainfluenza, polio, rabies, measles, mumps, rubella, yellow fever, tetanus, diphtheria, hemophilus influenza b, tuberculosis, meningococcal and pneumococcal vaccines, adenovirus, HIV, chicken pox, cytomegalovirus, dengue, feline leukemia, fowl plague, HSV-1 and HSV-2, hog cholera, Japanese encephalitis, respiratory syncytial virus, rotavirus, papilloma virus, yellow fever, and Alzheimer's Disease.

30 Compounds or salts of the present invention may be particularly helpful in individuals having compromised immune function. For example, compounds or salts may be used for treating the opportunistic infections and tumors that occur after suppression of

cell mediated immunity in, for example, transplant patients, cancer patients and HIV patients.

Thus, one or more of the above diseases or types of diseases, for example, a viral disease or a neoplastic disease may be treated in an animal in need thereof (having the disease) by administering a therapeutically effective amount of a compound or salt of
5 Formula I, II, III, any of the embodiments described herein, or a combination thereof to the animal. An animal may also be vaccinated by administering an effective amount of a compound or salt of Formula I, II, III, any of the embodiments described herein, or a combination thereof to the animal as a vaccine adjuvant. In one embodiment, there is
10 provided a method of vaccinating an animal comprising administering an effective amount of a compound or salt described herein to the animal as a vaccine adjuvant.

An amount of a compound or salt effective to induce cytokine biosynthesis is an amount sufficient to cause one or more cell types, such as monocytes, macrophages, dendritic cells and B-cells to produce an amount of one or more cytokines such as, for
15 example, IFN- α , TNF- α , IL-1, IL-6, IL-10 and IL-12 that is increased (induced) over a background level of such cytokines. The precise amount will vary according to factors known in the art but is expected to be a dose of about 100 ng/kg to about 50 mg/kg, preferably about 10 μ g/kg to about 5 mg/kg. The invention also provides a method of treating a viral infection in an animal and a method of treating a neoplastic disease in an
20 animal comprising administering an effective amount of a compound or salt or composition of the invention to the animal. An amount effective to treat or inhibit a viral infection is an amount that will cause a reduction in one or more of the manifestations of viral infection, such as viral lesions, viral load, rate of virus production, and mortality as compared to untreated control animals. The precise amount that is effective for such
25 treatment will vary according to factors known in the art but is expected to be a dose of about 100 ng/kg to about 50 mg/kg, preferably about 10 μ g/kg to about 5 mg/kg. An amount of a compound or salt effective to treat a neoplastic condition is an amount that will cause a reduction in tumor size or in the number of tumor foci. Again, the precise amount will vary according to factors known in the art but is expected to be a dose of
30 about 100 ng/kg to about 50 mg/kg, preferably about 10 μ g/kg to about 5 mg/kg.

In addition to the formulations and uses described specifically herein, other formulations, uses, and administration devices suitable for compounds of the present

invention are described in, for example, International Publication Nos. WO 03/077944 and WO 02/036592, U.S. Patent No. 6,245,776, and U.S. Publication Nos. 2003/0139364, 2003/185835, 2004/0258698, 2004/0265351, 2004/076633, and 2005/0009858.

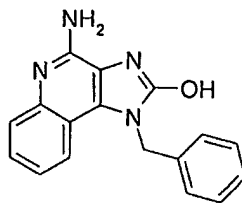
5 Objects and advantages of this invention are further illustrated by the following examples, but the particular materials and amounts thereof recited in these examples, as well as other conditions and details, should not be construed to unduly limit this invention.

EXAMPLES

10 In the examples below automated flash chromatography was carried out using a COMBIFLASH system (an automated high-performance flash purification product available from Teledyne Isco, Inc., Lincoln, Nebraska, USA), a HORIZON HPFC system (an automated high-performance flash purification product available from Biotage, Inc, Charlottesville, Virginia, USA) or a combination thereof. For some of these purifications,
15 either a FLASH 40+M silica cartridge or a FLASH 65I silica cartridge (both available from Biotage, Inc, Charlottesville, Virginia, USA) was used. The eluent used for each purification is given in the example.

Example 1

4-Amino-1-benzyl-1*H*-imidazo[4,5-*c*]quinolin-2-ol



20

Part A

A solution of 2,4-dichloro-3-nitroquinoline (25 g, 0.10 mol) in *N,N*-dimethylformamide (DMF) (130 mL) was cooled to 0 °C. Triethylamine (17.2 mL, 0.123 mol) and benzylamine (11.2 mL, 0.10 mol) were sequentially added, and the reaction was
25 stirred at ambient temperature overnight. The reaction was poured into water (1 L), and the suspension was stirred for 30 minutes at room temperature. The resulting precipitate

was isolated by filtration and washed with water to provide 31.92 g of *N*-benzyl-2-chloro-3-nitroquinolin-4-amine as a bright yellow powder.

Part B

5 *N*-Benzyl-2-chloro-3-nitroquinolin-4-amine (31.9 g, 0.102 mol), 5% platinum on carbon (3.2 g), and acetonitrile (325 mL) were added to a Parr vessel and shaken under hydrogen pressure (30 psi, 2.1×10^5 Pa) overnight. The mixture was filtered through a layer of CELITE filter agent, and the filtrate was concentrated under reduced pressure and further dried under high vacuum to provide 27.82 g of *N*⁴-benzyl-2-chloroquinoline-3,4-diamine, which was used without purification.

10 Part C

1,1'-Carbonyldiimidazole (2.9 g, 18 mmol) was added to a solution of *N*⁴-benzyl-2-chloroquinoline-3,4-diamine (5.0 g, 18 mmol) in tetrahydrofuran (THF) (50 mL), and the reaction was heated at 50 °C for three days. An analysis by liquid chromatography/mass spectrometry (LC/MS) indicated the presence of starting material, and additional 1,1'-carbonyldiimidazole (1.5 g, 9.2 mmol) was added. The reaction was stirred for several hours at 80 °C, and additional 1,1'-carbonyldiimidazole (2.9 g, 18 mmol) was added. The reaction was stirred for one hour at 80 °C and overnight at 50 °C. A solid was present and was isolated by filtration, washed with diethyl ether, and dried under vacuum to provide 3.48 g of 1-benzyl-4-chloro-1*H*-imidazo[4,5-*c*]quinolin-2-ol as a fluffy, white solid. Diethyl ether was added to the filtrate, and the resulting mixture was stirred for 20 minutes. A solid was present and was isolated by filtration and dried under vacuum to provide 0.95 g of 1-benzyl-4-chloro-1*H*-imidazo[4,5-*c*]quinolin-2-ol as a fluffy, beige solid.

Part D

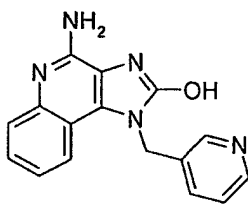
25 1-Benzyl-4-chloro-1*H*-imidazo[4,5-*c*]quinolin-2-ol (approximately 1.1 g) and ammonia (approximately 100 mL of a 7 N solution in methanol) were added to a high-pressure vessel, which was sealed and heated in an oven at 170 °C for five days. The resulting solution was concentrated under reduced pressure, and the residue was purified by automated flash chromatography (silica cartridge, eluting with aqueous ammonium hydroxide:methanol:dichloromethane in a gradient from 0:0:100 to 0.2:4.8:95). A solid was present on top of the column; the solid was collected, washed with acetonitrile (6 x 30 100 mL), and purified again by automated flash chromatography (silica cartridge, eluting

with aqueous ammonium hydroxide:methanol:dichloromethane in a gradient from 0.2:4.8:95 to 1:19:80) to provide 70 mg of 4-amino-1-benzyl-1*H*-imidazo[4,5-*c*]quinolin-2-ol as a white solid, mp greater than 250 °C.

Anal. calcd. for C₁₇H₁₄N₄O·0.3CH₄O: C, 69.28; H, 5.11; N, 18.68. Found: C, 69.24; H, 5.15; N, 18.32.

Example 2

4-Amino-1-(pyridin-3-ylmethyl)-1*H*-imidazo[4,5-*c*]quinolin-2-ol



Part A

The method described in Part A of Example 1 was used to treat 2,4-dichloro-3-nitroquinoline (10.0 g, 40.8 mmol) in DMF (100 mL) with triethylamine (8.53 mL, 61.2 mmol) and 3-aminomethylpyridine (4.16 mL, 40.8 mmol). After the precipitate was isolated by filtration, it was dried for three hours in a vacuum oven at 60 °C to provide 13.0 g of 2-chloro-3-nitro-*N*-(pyridin-3-ylmethyl)quinolin-4-amine as a yellow solid.

Part B

2-Chloro-3-nitro-*N*-(pyridin-3-ylmethyl)quinolin-4-amine (13.0 g, 41.0 mmol), 5% platinum on carbon (1.3 g), and acetonitrile (60 mL) were added to a hydrogenation vessel and placed under hydrogen pressure (50 psi, 3.4 x 10⁵ Pa) overnight. The mixture was filtered through a layer of CELITE filter agent, and the filter cake was washed with acetonitrile and methanol. The filtrate was concentrated under reduced pressure to provide 10.25 g of 2-chloro-*N*⁴-(pyridin-3-ylmethyl)quinoline-3,4-diamine, which was used without purification.

Part C

1,1'-Carbonyldiimidazole (3.20 g, 19.7 mmol) was added to 2-chloro-*N*⁴-(pyridin-3-ylmethyl)quinoline-3,4-diamine (5.09 g, 17.9 mmol) in THF (100 mL), and the resulting suspension was heated at 80 °C for three days. An analysis by LC/MS indicated the presence of starting material, and pyridine (100 mL) and additional 1,1'-carbonyldiimidazole (1 equivalent) were added. The reaction was stirred for two hours at 80 °C, and additional 1,1'-carbonyldiimidazole (1 equivalent) was added. The reaction

was stirred overnight at 80 °C and allowed to cool; a solid was present. Diethyl ether (50 mL) was added, and the solid was isolated by filtration and dried under vacuum to provide 4.2 g of 4-chloro-1-(pyridin-3-ylmethyl)-1*H*-imidazo[4,5-*c*]quinolin-2-ol as a gray solid.

Part D

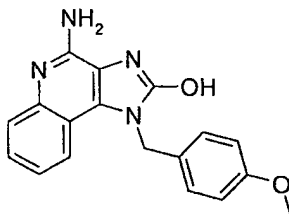
5 4-Chloro-1-(pyridin-3-ylmethyl)-1*H*-imidazo[4,5-*c*]quinolin-2-ol (2.64 g, 8.52 mmol) and ammonia (40 mL of a 7 N solution in methanol) were added to a high-pressure vessel, which was sealed and heated in an oven at 165 °C for 42 hours and allowed to cool. A solid was present and was isolated by filtration and washed with diethyl ether to provide 1.2 g of 4-amino-1-(pyridin-3-ylmethyl)-1*H*-imidazo[4,5-*c*]quinolin-2-ol. A second crop
10 of solid (550 mg) was collected from the filtrate. A portion of the first crop was washed with dichloromethane, methanol, diethyl ether, and acetonitrile to provide a sample as tan needles, mp greater than 250 °C.

Anal. calcd. for C₁₆H₁₃N₅O: C, 65.97; H, 4.50; N, 24.04. Found: C, 65.60; H, 4.20; N, 23.79.

15

Example 3

4-Amino-1-(4-methoxybenzyl)-1*H*-imidazo[4,5-*c*]quinolin-2-ol



Part A

20 The method described in Part A of Example 1 was used to treat 2,4-dichloro-3-nitroquinoline (10.0 g, 40.8 mmol) in DMF (100 mL) with triethylamine (8.53 mL, 61.2 mmol) and 4-methoxybenzylamine (4.85 mL, 40.8 mmol). After the precipitate was isolated by filtration, it was dried for three hours in a vacuum oven at 60 °C to provide 13.1 g of 2-chloro-*N*-(4-methoxybenzyl)-3-nitroquinolin-4-amine as a brown solid.

25 Part B

 The method of Part B of Example 2 was used to hydrogenate 2-chloro-*N*-(4-methoxybenzyl)-3-nitroquinolin-4-amine (13.0 g, 37.6 mmol) and provide 11.5 g of 2-chloro-*N*⁴-(4-methoxybenzyl)quinoline-3,4-diamine as a dark oil.

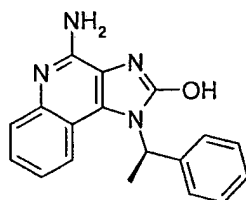
Part C

1,1'-Carbonyldiimidazole (6.53 g, 40.3 mmol) was added to a solution of 2-chloro-*N*^A-(4-methoxybenzyl)quinoline-3,4-diamine (11.49 g, 36.62 mmol) and pyridine (75 mL) in THF (75 mL), and the reaction was heated at 80 °C overnight. An analysis by LC/MS
5 indicated the presence of starting material, and additional 1,1'-carbonyldiimidazole (1 equivalent) was added. The reaction was stirred overnight at 80 °C, and additional 1,1'-carbonyldiimidazole (1 equivalent) was added. The reaction was stirred overnight at 80 °C and allowed to cool, and the solvent was removed under reduced pressure. The residue
10 was dissolved in dichloromethane (500 mL), and the resulting solution was washed sequentially with brine and water, dried over magnesium sulfate, filtered, and concentrated under reduced pressure to provide a solid. The solid was mixed with acetonitrile and isolated by filtration to provide 5.2 g of 4-chloro-1-(4-methoxybenzyl)-1*H*-imidazo[4,5-*c*]quinolin-2-ol.

Part D

15 4-Chloro-1-(4-methoxybenzyl)-1*H*-imidazo[4,5-*c*]quinolin-2-ol (2.0 g, 5.9 mmol) and ammonia (30 mL of a 7 N solution in methanol) were added to a high-pressure vessel, which was sealed and heated at 150 °C for two days. An analysis by LC/MS indicated the reaction was incomplete, and the vessel was sealed and heated at 165 °C for three days. The volatiles were removed under reduced pressure, and the residue was purified twice by
20 automated flash chromatography (silica cartridge, eluting with aqueous ammonium hydroxide:methanol:dichloromethane in a gradient from 0:0:100 to 0.5:9.5:90). The resulting white solid was mixed with acetonitrile, isolated by filtration, and dried overnight under vacuum to provide 4-amino-1-(4-methoxybenzyl)-1*H*-imidazo[4,5-*c*]quinolin-2-ol as a white solid, mp greater than 260 °C.
25 Anal. calcd. for C₁₈H₁₆N₄O₂·0.1H₂O: C, 67.11; H, 5.07; N, 17.39. Found: C, 66.76; H, 4.90; N, 17.78.

Example 4

4-Amino-1-[(1*R*)-1-phenylethyl]-1*H*-imidazo[4,5-*c*]quinolin-2-ol

Part A

5 The method described in Part A of Example 1 was used to treat 2,4-dichloro-3-nitroquinoline (20.6 g, 85.1 mmol) in DMF (100 mL) with triethylamine (35 mL, 0.225 mol) and (*R*)-(+)- α -methylbenzylamine (13.3 mL, 102 mmol). After the precipitate was isolated by filtration, it was washed with water and diethyl ether to provide 24.35 g of 2-chloro-3-nitro-*N*-[(1*R*)-1-phenylethyl]quinolin-4-amine as an orange solid.

10 Part B

The method of Part B of Example 1 was used to hydrogenate 2-chloro-3-nitro-*N*-[(1*R*)-1-phenylethyl]quinolin-4-amine (24.35 g, 73.3 mmol) with the modifications that the reaction was stopped after one hour, and magnesium sulfate was added to the mixture before filtration. 2-Chloro-*N*⁴-[(1*R*)-1-phenylethyl]quinoline-3,4-diamine (21.0 g) was
15 isolated as an amber oil.

Part C

THF (100 mL) and 1,1'-carbonyldiimidazole (8.1 g, 50.5 mmol) were sequentially added to a solution of 2-chloro-*N*⁴-[(1*R*)-1-phenylethyl]quinoline-3,4-diamine (10.0 g, 33.6 mmol) in pyridine (100 mL), and the reaction was heated at 90 °C overnight. An
20 analysis by LC/MS indicated the presence of starting material, and additional 1,1'-carbonyldiimidazole (6 equivalents) was added in portions as heating at 90 °C was continued for a second day. The reaction was cooled to approximately 0 °C, and water (300 mL) was added. The mixture was stirred overnight. A precipitate was present and was isolated by filtration and washed with water and diethyl ether to provide 6.67 g of 4-chloro-1-[(1*R*)-1-phenylethyl]-1*H*-imidazo[4,5-*c*]quinolin-2-ol. A small portion of the
25 product was triturated with hot acetonitrile, isolated by filtration, washed with cold acetonitrile and diethyl ether, and dried under vacuum to provide a white solid with the following analytical data, mp 227 - 229 °C.

Anal. calcd. for $C_{18}H_{14}ClN_3O \cdot 0.5H_2O$: C, 64.97; H, 4.54; N, 12.63. Found: C, 65.15; H, 4.45; N, 12.68.

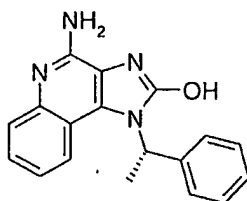
Part D

4-Chloro-1-[(1*R*)-1-phenylethyl]-1*H*-imidazo[4,5-*c*]quinolin-2-ol (3.87 g, 11.9 mmol) and ammonia (65 mL of a 7 N solution in methanol) were added to a high-pressure vessel, which was sealed and heated in an oven at 135 °C overnight. The reaction mixture was concentrated under reduced pressure, and the residue was purified by automated flash chromatography (silica cartridge, eluting with aqueous ammonium hydroxide:methanol:dichloromethane in a gradient from 0:0:100 to 0.2:4.8:95). The chromatographed product was triturated sequentially with hot acetonitrile, hot isopropanol, and hot ethanol and washed with diethyl ether after each trituration and filtration. The filtrates were combined, concentrated under reduced pressure, washed with diethyl ether, and dried in a vacuum oven overnight to provide 214 mg of 4-amino-1-[(1*R*)-1-phenylethyl]-1*H*-imidazo[4,5-*c*]quinolin-2-ol as tan needles, mp greater than 250 °C.

Anal. calcd. for $C_{18}H_{16}N_4O \cdot 0.3H_2O$: C, 69.80; H, 5.40; N, 18.09. Found: C, 69.41; H, 5.63; N, 18.25.

Example 5

4-Amino-1-[(1*S*)-1-phenylethyl]-1*H*-imidazo[4,5-*c*]quinolin-2-ol



20

Part A

The method described in Part A of Example 1 was used to treat 2,4-dichloro-3-nitroquinoline (19.4 g, 78.5 mmol) in DMF (100 mL) with triethylamine (32 mL, 0.235 mol) and (*S*)-(-)- α -methylbenzylamine (11.5 g, 94.2 mmol) with the modification that the reaction was allowed to warm to room temperature and stirred for two hours. After the isolated precipitate was washed with water, it was dried under high vacuum overnight to provide 25.1 g of 2-chloro-3-nitro-*N*-[(1*S*)-1-phenylethyl]quinolin-4-amine as an orange solid.

25

Part B

The method of Part B of Example 4 was used to hydrogenate 2-chloro-3-nitro-*N*-[(1*S*)-1-phenylethyl]quinolin-4-amine (25 g, 76 mmol) to provide 2-chloro-*N*⁴-[(1*S*)-1-phenylethyl]quinoline-3,4-diamine as an amber oil.

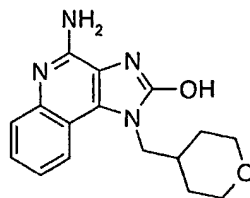
5 Part C

THF (100 mL) and 1,1'-carbonyldiimidazole (10.6 g, 65.6 mmol) were sequentially added to a solution of 2-chloro-*N*⁴-[(1*S*)-1-phenylethyl]quinoline-3,4-diamine (13.0 g, 43.7 mmol) in pyridine (100 mL), and the reaction was heated at 90 °C for one hour. An analysis by LC/MS indicated the presence of starting material, and additional
10 1,1'-carbonyldiimidazole (3 equivalents) was added as heating at 90 °C was continued overnight. The reaction was still incomplete, and additional 1,1'-carbonyldiimidazole (3 equivalents) was added in portions as heating at 90 °C was continued for a second night. The reaction was cooled to approximately 0 °C, and water (300 mL) was added. The mixture was stirred for two hours. A precipitate was present and was isolated by filtration,
15 washed with water, and dried overnight in a vacuum oven to provide 9.98 g of 4-chloro-1-[(1*S*)-1-phenylethyl]-1*H*-imidazo[4,5-*c*]quinolin-2-ol.

Part D

4-Chloro-1-[(1*S*)-1-phenylethyl]-1*H*-imidazo[4,5-*c*]quinolin-2-ol (4.0 g, 12 mmol) and ammonia (65 mL of a 7 N solution in methanol) were added to a high-pressure vessel,
20 which was sealed and heated in an oven at 135 °C over two nights. The volatiles were removed under reduced pressure. The crude product was purified twice by automated flash chromatography (silica cartridge, eluting with aqueous ammonium hydroxide:methanol:dichloromethane in a gradient from 0:0:100 to 0.2:3.8:96). The chromatographed product was washed with acetonitrile and diethyl ether several times and
25 dried in a vacuum oven to provide 260 mg of 4-amino-1-[(1*S*)-1-phenylethyl]-1*H*-imidazo[4,5-*c*]quinolin-2-ol as an off-white solid, mp 292-295 °C.
HRMS (EI) calcd for C₁₈H₁₆N₄O (M + H): 305.1402, found 305.1394.

Example 6

4-Amino-1-(tetrahydro-2*H*-pyran-4-ylmethyl)-1*H*-imidazo[4,5-*c*]quinolin-2-ol

Part A

5 A solution of 2,4-dichloro-3-nitroquinoline (6 g, 25 mmol) in DMF (100 mL) was cooled to 0 °C. Triethylamine (10.0 mL, 74.4 mmol) was added, and then tetrahydro-2*H*-pyran-4-ylmethylamine (see U. S. Patent Application Publication No. 2004/0147543 (Hays et al.) Examples 477-480) (3.4 g, 0.030 mol) was added slowly. Additional DMF was added, and the reaction was stirred at room temperature for one hour and cooled to 0 °C. Water (300 mL) was added, and the mixture was maintained at 0 °C for 30 minutes. A precipitate was present and was isolated by filtration and washed sequentially with water and diethyl ether to provide 7 g of 2-chloro-3-nitro-*N*-(tetrahydro-2*H*-pyran-4-ylmethyl)quinolin-4-amine as a yellow solid.

Part B

15 The method of Part B of Example 1 was used to hydrogenate 2-chloro-3-nitro-*N*-(tetrahydro-2*H*-pyran-4-ylmethyl)quinolin-4-amine (7 g, 20 mmol) with the modifications that the reaction was stopped after four hours, and magnesium sulfate was added to the mixture before filtration. 2-Chloro-*N*⁴-(tetrahydro-2*H*-pyran-4-ylmethyl)quinoline-3,4-diamine (5 g) was isolated as a sticky, amber solid.

Part C

20 THF (50 mL) and 1,1'-carbonyldiimidazole (4.2 g, 26 mmol) were sequentially added to a solution of 2-chloro-*N*⁴-(tetrahydro-2*H*-pyran-4-ylmethyl)quinoline-3,4-diamine (5 g, 17 mmol) in pyridine (50 mL), and the reaction was heated at 90 °C overnight. The reaction was cooled to approximately 0 °C, and water (400 mL) was added. The mixture was stirred for 30 minutes. A precipitate was present and was isolated by filtration and washed with water and diethyl ether to provide 4 g of 4-chloro-1-(tetrahydro-2*H*-pyran-4-ylmethyl)-1*H*-imidazo[4,5-*c*]quinolin-2-ol. A small portion of the product was triturated with hot acetonitrile, isolated by filtration, and washed with cold

acetonitrile and diethyl ether to provide beige needles with the following analytical data, mp greater than 275 °C.

Anal. calcd. for C₁₆H₁₆ClN₃O₂: C, 60.48; H, 5.08; N, 13.22. Found: C, 60.47; H, 5.09; N, 13.42.

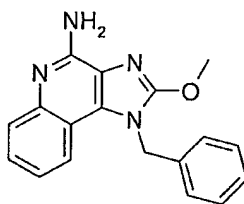
5 Part D

4-Chloro-1-(tetrahydro-2*H*-pyran-4-ylmethyl)-1*H*-imidazo[4,5-*c*]quinolin-2-ol (3.9 g, 12 mmol) and ammonia (70 mL of a 7 N solution in methanol) were added to a high-pressure vessel, which was sealed and heated in an oven at 150 °C overnight. The volatiles were removed under reduced pressure. The crude product was purified by
10 automated flash chromatography (silica cartridge, eluting with aqueous ammonium hydroxide:methanol:dichloromethane in a gradient from 0:0:100 to 0.4:7.6:92). The chromatographed product was triturated twice with hot acetonitrile, collected by filtration, and dried in a vacuum oven to provide 800 mg of 4-amino-1-(tetrahydro-2*H*-pyran-4-ylmethyl)-1*H*-imidazo[4,5-*c*]quinolin-2-ol as a white solid, mp greater than 250 °C.

15 Anal. calcd. for C₁₆H₁₈N₄O₂·0.3H₂O: C, 62.16; H, 6.62; N, 18.12. Found: C, 61.89; H, 6.29; N, 18.24.

Example 7

1-Benzyl-2-methoxy-1*H*-imidazo[4,5-*c*]quinolin-4-amine



20 Part A

1,1'-Thiocarbonyldiimidazole (5.74 g, 32.2 mmol) was added to a solution of *N*⁴-benzylquinoline-3,4-diamine, see U. S. Patent No. 4,689,338 (Gerster), Example 124, Parts A and B, (6.69 g, 26.8 mmol) in pyridine (50 mL) and THF (50 mL), and the reaction was heated at 80 °C for two hours and cooled to room temperature. A precipitate
25 was present and was isolated by filtration and washed with diethyl ether to provide 4.17 g of 1-benzyl-1*H*-imidazo[4,5-*c*]quinoline-2-thiol as a white solid. The filtrate was treated with diethyl ether, and additional precipitate formed. The precipitate was isolated by filtration and washed with diethyl ether to provide an additional 1.90 g of product as a pale yellow solid.

Part B

1-Benzyl-1*H*-imidazo[4,5-*c*]quinoline-2-thiol (4.15 g, 14.2 mmol), deionized water (35 mL), ethanol (35 mL), and aqueous ammonium hydroxide (3.2 mL) were combined, and iodomethane (1.06 mL, 17.0 mmol) was added. The reaction was stirred at room temperature for one hour, and a precipitate formed. The precipitate was collected by filtration, washed with diethyl ether (5 x 100 mL), and dried under vacuum to provide 1-benzyl-2-(methylthio)-1*H*-imidazo[4,5-*c*]quinoline.

Part C

3-Chloroperoxybenzoic acid (5.0 g of 77% pure material) was added to a solution of the material from Part B in 1,2-dichloroethane (100 mL), and the reaction was stirred at room temperature overnight. Concentrated ammonium hydroxide (100 mL) and *p*-toluenesulfonyl chloride (2.78 g, 14.6 mmol) were sequentially added, and the reaction was stirred at room temperature for two hours. An analysis by LC/MS indicated the reaction was incomplete, and the aqueous layer was separated and extracted with ethyl acetate (100 mL) and chloroform (100 mL). The 1,2-dichloroethane and ethyl acetate fractions were combined and concentrated under reduced pressure. The residue was dissolved in 1,2-dichloroethane (100 mL), and 3-chloroperoxybenzoic acid (6.5 g of 77% pure material) was added. The reaction was stirred at room temperature overnight, and concentrated ammonium hydroxide (100 mL) and *p*-toluenesulfonyl chloride (2.78 g) were sequentially added. The reaction mixture was stirred for three hours at room temperature, and an analysis by LC/MS indicated the reaction was incomplete. Additional *p*-toluenesulfonyl chloride (2.7 g, 14.2 mmol) was added, and the reaction was stirred overnight at room temperature, diluted with deionized water (200 mL), and extracted with chloroform (2 x 200 mL) and ethyl acetate (2 x 200 mL). The combined extracts were concentrated under reduced pressure. The crude product (6.58 g) was purified twice by automated flash chromatography (silica cartridge, eluting with aqueous ammonium hydroxide:methanol:dichloromethane first in a gradient from 0:0:100 to 0.2:2.8:97 and second in a gradient from 0:0:100 to 0.2:3.8:96) to provide 890 mg of 1-benzyl-2-(methylsulfonyl)-1*H*-imidazo[4,5-*c*]quinolin-4-amine.

Part D

A solution of 1-benzyl-2-(methylsulfonyl)-1*H*-imidazo[4,5-*c*]quinolin-4-amine (890 mg, 2.5 mmol) in methanol (10 mL) was stirred at room temperature for two minutes,

and sodium methoxide (5 mL of a 25% w/w solution in methanol) was added. The resulting suspension was stirred at room temperature for one hour and then concentrated under reduced pressure. The residue was partitioned between ethyl acetate (200 mL) and water (150 mL). The organic layer was separated and dried over magnesium sulfate,
5 filtered, and concentrated under reduced pressure. The crude product was purified by automated flash chromatography (silica cartridge, eluting with aqueous ammonium hydroxide:methanol:dichloromethane in a gradient from 0:0:100 to 0.3:4.7:95). The resulting off-white solid was triturated with hot acetonitrile, isolated by filtration, and dried under vacuum to provide 50 mg of 1-benzyl-2-methoxy-1*H*-imidazo[4,5-*c*]quinolin-
10 4-amine as a white solid, mp 240-242 °C.
Anal. calcd. for C₁₈H₁₆N₄O·0.5H₂O: C, 68.99; H, 5.47; N, 17.88. Found: C, 68.94; H, 5.33; N, 17.72.

Examples 8 – 55

15 Part A

Triethylamine (12.5 mL, 0.0889 mol) and 1-(*N*-Boc-aminomethyl)-3-(aminomethyl)benzene (17.71 g, 74.94 mmol) were sequentially added to a solution of 2,4-dichloro-3-nitroquinoline (18.2 g, 0.0750 mol) in DMF (90 mL), and the reaction was stirred at room temperature under nitrogen for 1.5 hours. The reaction was poured into
20 water (2 L), and the suspension was stirred for 15 minutes. Most of the water was decanted away from the resulting precipitate, which was dissolved in ethyl acetate (600 mL). The ethyl acetate was separated from a small amount of remaining water and then removed under reduced pressure. The resulting solid was dried under vacuum to provide 38.24 g of *tert*-butyl 3-{{(2-chloro-3-nitroquinolin-4-yl)amino}methyl}benzylcarbamate as
25 a sticky, amber solid.

Part B

tert-Butyl 3-{{(2-chloro-3-nitroquinolin-4-yl)amino}methyl}benzylcarbamate (19.64 g, 44.34 mmol), 5% platinum on carbon (2.0 g), and acetonitrile (325 mL) were added to a Parr vessel and shaken under hydrogen pressure (30 psi, 2.1 x 10⁵ Pa)
30 overnight. The mixture was filtered, and the filtrate was concentrated under reduced pressure and further dried under high vacuum for 1.5 hours to provide 17.03 g of *tert*-butyl 3-{{(3-amino-2-chloroquinolin-4-yl)amino}methyl}benzylcarbamate as a thick, brown oil.

Part C

DMF (150 mL), pyridine (10 mL), and 1,1'-carbonyldiimidazole (16.7 g, 103 mmol) were added to *tert*-butyl 3-[[3-amino-2-chloroquinolin-4-yl)amino]methyl]benzylcarbamate (17.03 g, 41.24 mmol), and the reaction was heated at 80 °C overnight and allowed to cool. The volatiles were removed under reduced pressure. The residue was mixed with ethyl acetate, collected by filtration, and dried under vacuum for two hours to provide 12.06 g of *tert*-butyl 3-[(4-chloro-2-hydroxy-1*H*-imidazo[4,5-*c*]quinolin-1-yl)methyl]benzylcarbamate as a white solid.

Part D

tert-Butyl 3-[(4-chloro-2-hydroxy-1*H*-imidazo[4,5-*c*]quinolin-1-yl)methyl]benzylcarbamate (8.04 g, 18.3 mmol) and ammonia (100 mL of a 7 N solution in methanol) were added to a high-pressure vessel, which was sealed and heated in an oven at 160 °C for five days and allowed to cool. The volatiles were removed under reduced pressure to provide 5.1 g of a mixture of *tert*-butyl 3-[(4-amino-2-hydroxy-1*H*-imidazo[4,5-*c*]quinolin-1-yl)methyl]benzylcarbamate and 4-amino-1-[(3-aminomethyl)benzyl]-1*H*-imidazo[4,5-*c*]quinolin-2-ol.

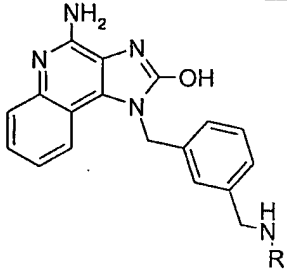

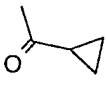
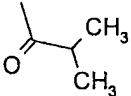
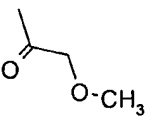
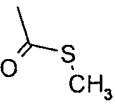
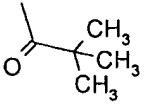
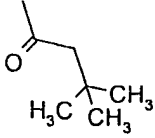
Part E

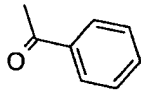
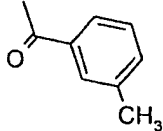
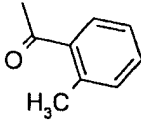
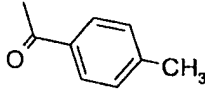
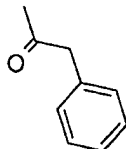
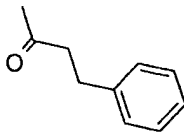
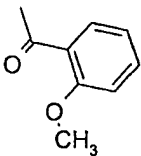
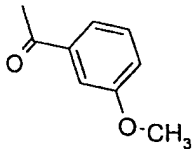
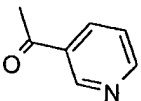
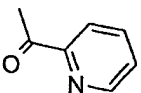
An acid chloride, sulfonyl chloride, isocyanate, or carbonyl chloride indicated in the table below (0.11 mmol, 1.1 equivalents) was added to a test tube containing a solution of *N,N*-diisopropylethylamine (53.2 µL, 0.305 mmol) and the material from Part E (53 mg, 0.099 mmol of 4-amino-1-[(3-aminomethyl)benzyl]-1*H*-imidazo[4,5-*c*]quinolin-2-ol) in *N,N*-dimethylacetamide (DMA) (1 mL). The tube was then capped and stirred overnight at room temperature. Two drops of water were added to the test tube, and the solvent was removed by vacuum centrifugation. For each of Examples 9 – 24, THF (1 mL) and a solution of lithium hydroxide monohydrate (12.5 mg) in water (1 mL) were added, and the reaction was stirred for four hours. The solvent was removed under reduced pressure. The compounds were purified by reversed phase preparative high-performance liquid chromatography (prep HPLC) using a Waters FractionLynx automated purification system. The prep HPLC fractions were analyzed using a Waters LC/TOF-MS, and the appropriate fractions were centrifuge evaporated to provide the trifluoroacetate salt of the desired compound. Reversed phase preparative liquid chromatography was performed with non-linear gradient elution from 5-95% B where A is 0.05% trifluoroacetic

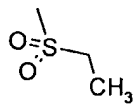
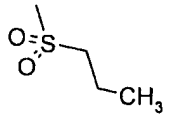
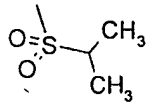
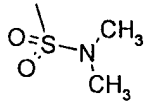
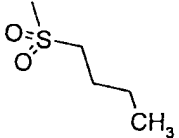
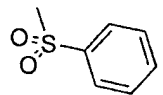
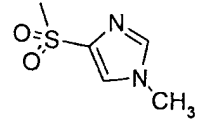
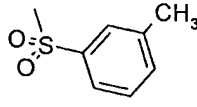
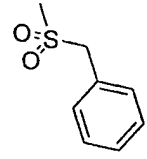
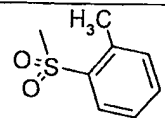
acid/water and B is 0.05% trifluoroacetic acid/acetonitrile. Fractions were collected by mass-selective triggering. The table below shows the reagent used for each example, the structure of the resulting compound, and the observed accurate mass for the isolated trifluoroacetate salt.

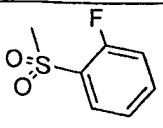
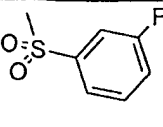
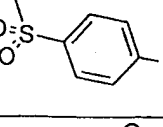
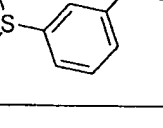
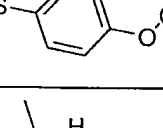
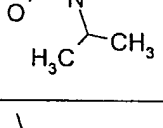
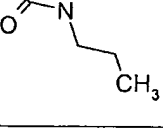
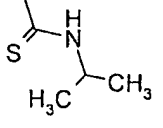
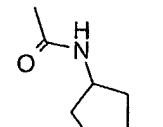
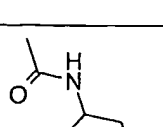
5

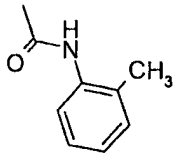
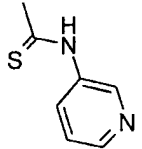
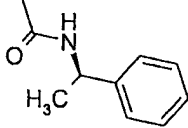
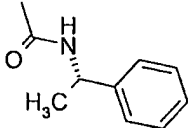
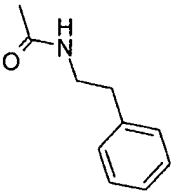
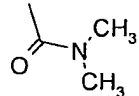
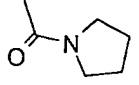
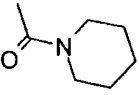
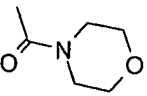
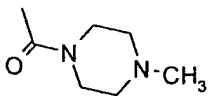
Examples 8 – 55

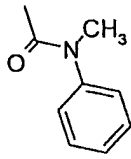
			
Example	Reagent	R	Measured Mass (M+H)
8	None		320.1523
9	Cyclopropanecarbonyl chloride		388.1776
10	Isobutyryl chloride		390.1935
11	Methoxyacetyl chloride		392.1736
12	Methyl chlorothioformate		394.1336
13	Pivaloyl chloride		404.2069
14	<i>tert</i> -Butylacetyl chloride		418.2271

15	Benzoyl chloride		424.1778
16	<i>m</i> -Toluoyl chloride		438.1951
17	<i>o</i> -Toluoyl chloride		438.1914
18	<i>p</i> -Toluoyl chloride		438.1934
19	Phenylacetyl chloride		438.1970
20	Hydrocinnamoyl chloride		452.2054
21	2-Methoxybenzoyl chloride		454.1922
22	3-Methoxybenzoyl chloride		454.1878
23	Nicotinoyl chloride hydrochloride		425.1749
24	Picolinoyl chloride hydrochloride		425.1733

25	Ethanesulfonyl chloride		412.1436
26	1-Propanesulfonyl chloride		426.1606
27	Isopropylsulfonyl chloride		426.1619
28	Dimethylsulfamoyl chloride		427.1544
29	1-Butanesulfonyl chloride		440.1759
30	Benzenesulfonyl chloride		460.1444
31	1-Methylimidazole-4-sulfonyl chloride		464.1525
32	3-Methylbenzenesulfonyl chloride		474.1624
33	<i>alpha</i> -Toluenesulfonyl chloride		474.1591
34	<i>o</i> -Toluenesulfonyl chloride		474.1638

35	2-Fluorobenzenesulfonyl chloride		478.1369
36	3-Fluorobenzenesulfonyl chloride		478.1348
37	4-Fluorobenzenesulfonyl chloride		478.1364
38	3-Methoxybenzenesulfonyl chloride		490.1538
39	4-Methoxybenzenesulfonyl chloride		490.1590
40	Isopropyl isocyanate		405.2065
41	<i>n</i> -Propyl isocyanate		405.2060
42	Isopropyl isothiocyanate		421.1824
43	Cyclopentyl isocyanate		431.2187
44	Cyclohexyl isocyanate		445.2370

45	<i>o</i> -Tolyl isocyanate		453.2083
46	3-Pyridyl isothiocyanate		456.1620
47	(<i>R</i>)-(+)- <i>alpha</i> -methylbenzyl isocyanate		467.2175
48	(<i>S</i>)-(-)- <i>alpha</i> -methylbenzyl isocyanate		467.2210
49	2-Phenyl ethylisocyanate		467.2215
50	<i>N,N</i> -Dimethylcarbamoyl chloride		391.1858
51	1-Pyrrolidinecarbonyl chloride		417.2053
52	1-Piperidinecarbonyl chloride		431.2189
53	4-Morpholinylcarbonyl chloride		433.1979
54	4-Methyl-1-piperazinecarbonyl chloride		446.2298

55	<i>N</i> -Methyl- <i>N</i> -phenylcarbamoyl chloride		453.2058
----	--	--	----------

Examples 56 – 61

Part A

A solution of 2,4-dichloro-3-nitroquinoline (11.4 g, 47.1 mmol) in DMF (200 mL) was cooled to 0 °C. Triethylamine (19.6 mL, 0.141 mol) and 1-(*N*-Boc-aminomethyl)-4-(aminomethyl)benzene (13.3 g, 56.5 mmol) were sequentially added, and the reaction was stirred for one hour and cooled again to 0 °C. Water (300 mL) was added, and the mixture was stirred for 30 minutes at 0 °C and then extracted with dichloromethane. The dichloromethane fraction was concentrated under reduced pressure to provide 20 g of *tert*-butyl 4-{[(2-chloro-3-nitroquinolin-4-yl)amino]methyl}benzylcarbamate as a red oil.

Part B

The method of Part B of Example 1 was used to hydrogenate *tert*-butyl 4-{[(2-chloro-3-nitroquinolin-4-yl)amino]methyl}benzylcarbamate (20 g, 45 mmol) with the modification that magnesium sulfate was added to the mixture before filtration. *tert*-Butyl 4-{[(3-amino-2-chloroquinolin-4-yl)amino]methyl}benzylcarbamate (18 g) was isolated as a thick, orange-red oil.

Part C

The method of Part C of Example 6 was used to treat the material from Part B with 1,1'-carbonyldiimidazole (10.9 g, 67.7 mmol) in pyridine (100 mL) and THF (100 mL) with the modification that the isolated precipitate was purified by automated flash chromatography (silica cartridge, eluting with 3% methanol in dichloromethane) to provide *tert*-butyl 4-[(4-chloro-2-hydroxy-1*H*-imidazo[4,5-*c*]quinolin-1-yl)methyl]benzylcarbamate as a red oil.

Part D


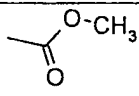
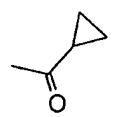
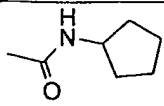
The material from Part C and ammonia (70 mL of a 7 N solution in methanol) were added to a high-pressure vessel, which was sealed and heated in an oven at 150 °C overnight. The reaction mixture was filtered, and the collected solid was washed with acetonitrile. The filtrate was concentrated under reduced pressure, and the crude product

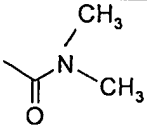
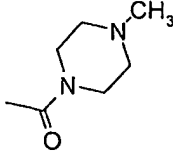
(8 g) was purified by automated flash chromatography (silica cartridge, eluting with aqueous ammonium hydroxide:methanol:dichloromethane in a gradient from 0:0:100 to 1.5:28.5:70). The chromatographed product was triturated twice with hot acetonitrile, collected by filtration, and dried in a vacuum oven to provide 940 mg of 4-amino-1-[(4-aminomethyl)benzyl]-1*H*-imidazo[4,5-*c*]quinolin-2-ol.

Part E

An acid chloride, sulfonyl chloride, isocyanate, or carbonyl chloride indicated in the table below (0.11 mmol, 1.1 equivalents) was added to a test tube containing a solution of triethylamine (28.3 μ L, 0.203 mmol) and 4-amino-1-[(4-aminomethyl)benzyl]-1*H*-imidazo[4,5-*c*]quinolin-2-ol (32.4 mg, 0.101 mmol) in DMA (1 mL). The tube was then capped and vortexed overnight at room temperature. Two drops of water were added to the test tube, and the solvent was removed by vacuum centrifugation. The compounds were purified by prep HPLC according to the method described in Examples 8 – 55. The table below shows the reagent used for each example, the structure of the resulting compound, and the observed accurate mass for the isolated trifluoroacetate salt.

Examples 56 – 61

Example	Reagent	R	Measured Mass (M+H)
56	None		320.1508
57	Methyl chloroformate		378.1559
58	Cyclopropanecarbonyl chloride		388.1778
59	Cyclopentanecarbonyl chloride		431.2209

60	<i>N,N</i> -Dimethylcarbonyl chloride		377.1730
61	4-Methyl-1-piperazinecarbonyl chloride		446.2274

Examples 62 – 88

Part A

A solution of 2,4-dichloro-3-nitroquinoline (32 g, 130 mmol) in DMF (100 mL) was cooled to 0 °C. Triethylamine (27.5 mL, 198 mmol) was added, and 3-amino-1-propanol (11.9 g, 158 mmol) was slowly added. The reaction was stirred for two hours at room temperature and cooled again to 0 °C. Water (300 mL) was added, and the mixture was stirred for 30 minutes at 0 °C. A solid was present and was isolated by filtration, washed with water, and dried overnight in a vacuum oven to provide 34.5 g of 3-[(2-chloro-3-nitroquinolin-4-yl)amino]propan-1-ol as a yellow and orange solid.

Part B

The method of Part B of Example 1 was used to hydrogenate 3-[(2-chloro-3-nitroquinolin-4-yl)amino]propan-1-ol (10.0 g, 35.5 mmol) with the modifications that the reaction was stopped after one hour, and magnesium sulfate was added to the mixture before filtration. 3-[(3-Amino-2-chloroquinolin-4-yl)amino]propan-1-ol (10 g) was isolated as an amber oil and was combined with material made in separate experiments.

Part C

1,1'-Carbonyldiimidazole (25 g, 155 mmol) was added to a solution of 3-[(3-amino-2-chloroquinolin-4-yl)amino]propan-1-ol (26 g, 0.010 mol) in THF (140 mL), and the reaction was stirred for three hours at room temperature. Additional 1,1'-carbonyldiimidazole (25 g) and pyridine (50 mL) were added, and the reaction was heated at 90 °C for three hours and allowed to cool. The reaction was cooled to 0 °C, and water (300 mL) was added. The resulting mixture was stirred for 30 minutes, and a precipitate formed. The precipitate was isolated by filtration and washed with water to provide 38 g

of 3-(4-chloro-2-hydroxy-1*H*-imidazo[4,5-*c*]quinolin-1-yl)propyl 1*H*-imidazole-1-carboxylate as a white solid.

Part D

Aqueous sodium hydroxide (700 mL of 2 N) was added to a stirred suspension of
5 3-(4-chloro-2-hydroxy-1*H*-imidazo[4,5-*c*]quinolin-1-yl)propyl 1*H*-imidazole-1-carboxylate (38 g, 0.010 mol) in methanol (100 mL), and the resulting solution was stirred for two hours at room temperature and then adjusted to pH 7 with the addition of 10% w/w aqueous citric acid. A precipitate formed, and the mixture was stirred overnight. The precipitate was isolated by filtration and washed with acetonitrile to provide 24 g of 4-
10 chloro-1-(3-hydroxypropyl)-1*H*-imidazo[4,5-*c*]quinolin-2-ol.

Part E

Phosphorus(III) oxychloride (7.9 g, 52 mmol) was added dropwise to a stirred solution of 4-chloro-1-(3-hydroxypropyl)-1*H*-imidazo[4,5-*c*]quinolin-2-ol (12 g, 43 mmol) in DMF (150 mL), and the reaction was stirred overnight at room temperature. An
15 analysis by LC/MS indicated the presence of starting material, and additional phosphorus(III) oxychloride (7.9 g) was added. The reaction was stirred overnight at room temperature and then cooled to approximately 0 °C. Water (300 mL) was slowly added, and a precipitate formed. The mixture was stirred for several minutes, and the precipitate was isolated by filtration, washed with water and diethyl ether, and dried in a
20 vacuum oven to provide 8.2 g of 4-chloro-1-(3-chloropropyl)-1*H*-imidazo[4,5-*c*]quinolin-2-ol.

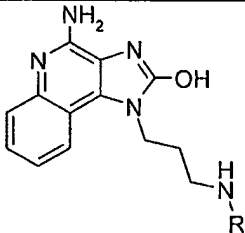
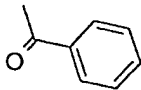
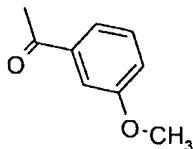
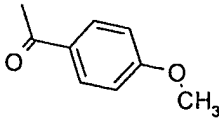
Part F

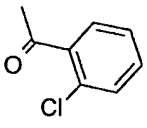
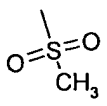
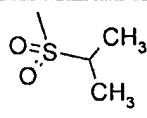
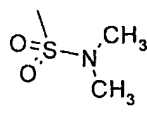
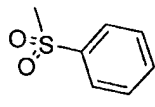
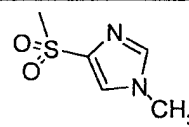
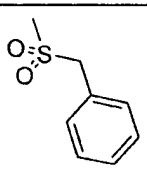
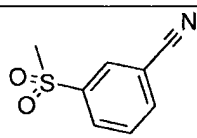
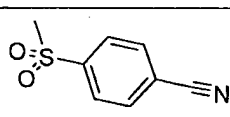
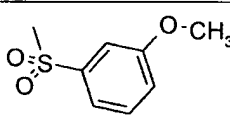
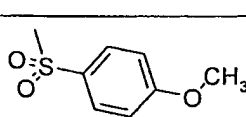
4-Chloro-1-(3-chloropropyl)-1*H*-imidazo[4,5-*c*]quinolin-2-ol (2.6 g, 8.8 mmol) and ammonia (65 mL of a 7 N solution in methanol) were added to a high-pressure vessel,
25 which was sealed and heated in an oven at 150 °C for four days, allowed to cool, and concentrated under reduced pressure. The crude product was purified by column chromatography on silica gel (eluting with 20% methanol in dichloromethane). The resulting solid (2 g) was triturated with hot ethanol, collected by filtration, and washed with diethyl ether to provide 1.24 g of 4-amino-1-(3-aminopropyl)-1*H*-imidazo[4,5-
30 *c*]quinolin-2-ol.

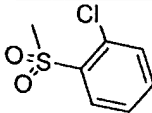
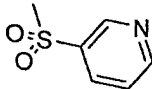
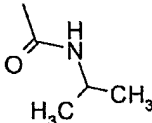
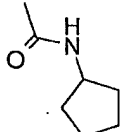
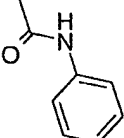
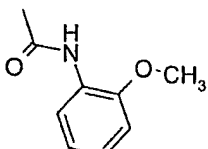
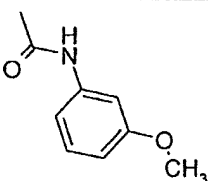
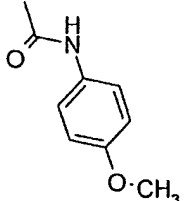
Part G

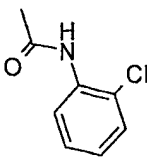
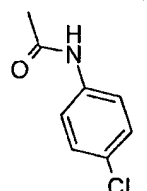
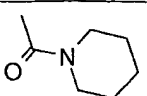
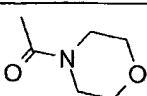
An acid chloride, sulfonyl chloride, isocyanate, or carbonyl chloride indicated in the table below (0.11 mmol, 1.1 equivalents) was added to a test tube containing a solution of *N,N*-diisopropylethylamine (42 μ L, 0.24 mmol) and 4-amino-1-(3-aminopropyl)-1*H*-imidazo[4,5-*c*]quinolin-2-ol (25.8 mg, 0.100 mmol) in DMA (1 mL). The tube was then capped and vortexed overnight at room temperature. Two drops of water were added to the test tube, and the solvent was removed by vacuum centrifugation. The compounds were purified by prep HPLC according to the method described in Examples 8 – 55. The table below shows the reagent used for each example, the structure of the resulting compound, and the observed accurate mass for the isolated trifluoroacetate salt.

Examples 62 – 88

			
Example	Reagent	R	Measured Mass (M+H)
62	None	H	258.1354
63	Benzoyl chloride		362.1588
64	3-Methoxybenzoyl chloride		392.1723
65	4-Methoxybenzoyl chloride		392.1720

66	2-Chlorobenzoyl chloride		396.1202
67	Methanesulfonyl chloride		336.1131
68	Isopropylsulfonyl chloride		364.1430
69	Dimethylsulfonyl chloride		365.1402
70	Benzenesulfonyl chloride		398.1273
71	1-Methylimidazole-4-sulfonyl chloride		402.1340
72	<i>alpha</i> -Toluenesulfonyl chloride		412.1429
73	3-Cyanobenzenesulfonyl chloride		423.1237
74	4-Cyanobenzenesulfonyl chloride		423.1263
75	3-Methoxybenzenesulfonyl chloride		428.1390
76	4-Methoxybenzenesulfonyl chloride		428.1392

	chloride		
77	2-Chlorobenzenesulfonyl chloride		432.0896
78	3-Pyridine sulfonyl chloride hydrochloride		399.1214
79	Isopropyl isocyanate		343.1893
80	Cyclopentyl isocyanate		369.2038
81	Phenyl isocyanate		377.1714
82	2-Methoxyphenyl isocyanate		407.1855
83	3-Methoxyphenyl isocyanate		407.1834
84	4-Methoxyphenyl isocyanate		407.1842

85	2-Chlorophenyl isocyanate		411.1320
86	4-Chlorophenyl isocyanate		411.1330
87	1-Piperidinecarbonyl chloride		369.2029
88	4-Morpholinylcarbonyl chloride		371.1829

Examples 89 – 129

Part A

Triethylamine (31 g, 0.31 mol) was added to a solution of 2,4-dichloro-3-nitroquinoline (50 g of 90% pure material) in anhydrous DMF (400 mL). 4-Amino-1-butanol (21 mL, 0.23 mol) was added in portions over a period of ten minutes, and the reaction was stirred at room temperature overnight and then partitioned between deionized water (1.5 L) and ethyl acetate (800 mL). The organic layer was separated, and a precipitate formed. The precipitate was collected by filtration, and the filtrate was concentrated under reduced pressure to provide a solid. The two solids were dried under vacuum to provide 44.34 g of 4-(2-chloro-3-nitroquinolin-4-ylamino)butan-1-ol.

Part B

Triethylamine (83 mL, 0.60 mol) was added to a solution of 4-(2-chloro-3-nitroquinolin-4-ylamino)butan-1-ol (44.34 g, 149.9 mmol). A solution of *tert*-butyldimethylsilyl chloride (100 g of a 50% w/w solution in toluene, 0.33 mol) in DMF (60 mL) was slowly added, and the reaction was then stirred at room temperature of five hours. Additional *tert*-butyldimethylsilyl chloride (50 g of a 50% w/w solution in toluene) was added, and the reaction was stirred at room temperature for three days. Additional *tert*-butyldimethylsilyl chloride (100 g of a 50% w/w solution in toluene, 0.33 mol) was

added, and the reaction was stirred at room temperature for three hours. Finally, additional triethylamine (83 mL, 0.60 mol) and *tert*-butyldimethylsilyl chloride (100 g of a 50% w/w solution in toluene, 0.33 mol) were added, and the reaction was stirred at room temperature for 1.5 hours. The reaction mixture was filtered to remove a solid, and the filtrate was concentrated under reduced pressure. The residue was dissolved in chloroform (250 mL), and the resulting solution was washed sequentially with 5% w/w aqueous ammonium chloride (3 x 150 mL), saturated aqueous sodium bicarbonate (2 x 150 mL), and brine (150 mL), dried over magnesium sulfate, filtered, and concentrated under reduced pressure. The resulting solid was further dried under vacuum and passed through a layer of silica gel (eluting with dichloromethane) to provide 56.04 g of *N*-[4-(*tert*-butyldimethylsilyloxy)butyl]-2-chloro-3-nitroquinolin-4-amine as a yellow solid.

Part C

The method of Part B of Example 1 was used to hydrogenate *N*-[4-(*tert*-butyldimethylsilyloxy)butyl]-2-chloro-3-nitroquinolin-4-amine (56.04 g, 136.7 mmol) with the modifications that the reaction was allowed to run for three days. *N*^A-[4-(*tert*-Butyldimethylsilyloxy)butyl]-2-chloroquinoline-3,4-diamine (50.96 g) was isolated as a greenish-gray oil.

Part D

1,1'-Carbonyldiimidazole (32.6 g, 201 mmol) was added to a solution of *N*^A-[4-(*tert*-butyldimethylsilyloxy)butyl]-2-chloroquinoline-3,4-diamine (50.96 g, 134.1 mmol), THF (250 mL), and pyridine (250 mL), and the reaction was heated at 80 °C overnight and allowed to cool. The volatiles were removed under reduced pressure. The residue was dissolved in ethyl acetate (600 mL), and the resulting solution was washed sequentially with brine (2 x 400 mL) and water (2 x 400 mL) and then concentrated under reduced pressure. The resulting solid was triturated with diethyl ether (1 L), collected by filtration, washed with diethyl ether (800 mL), and dried under vacuum for 30 minutes to provide 28.39 g of 1-[4-(*tert*-butyldimethylsilyloxy)butyl]-4-chloro-1*H*-imidazo[4,5-*c*]quinolin-2-ol as a white solid.

Part E

1-[4-(*tert*-Butyldimethylsilyloxy)butyl]-4-chloro-1*H*-imidazo[4,5-*c*]quinolin-2-ol (5.0 g, 12 mmol) and ammonia (200 mL of a 7 N solution in methanol) were added to a high-pressure vessel, which was sealed and heated in an oven at 150 °C for five days,

allowed to cool, and concentrated under reduced pressure. The crude product was triturated with hexane for 15 minutes, and the resulting solid was isolated by filtration, washed with hexane (500 mL), and dried under vacuum to provide 3.53 g of 4-amino-1-(4-hydroxybutyl)-1*H*-imidazo[4,5-*c*]quinolin-2-ol as a light gray solid.

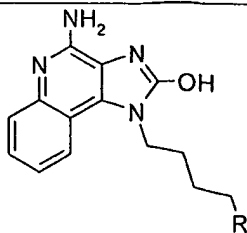
5 Part F

Thionyl chloride (1.1 mL, 15 mmol) was added to a solution of 4-amino-1-(4-hydroxybutyl)-1*H*-imidazo[4,5-*c*]quinolin-2-ol (3.5 g, 13 mmol) in 1,2-dichloroethane (60 mL), and the reaction was stirred at 50 °C overnight. A solid was present, which was collected by filtration and washed with diethyl ether (500 to 600 mL) to provide 3.24 g of
10 4-amino-1-(4-chlorobutyl)-1*H*-imidazo[4,5-*c*]quinolin-2-ol as a light gray solid.

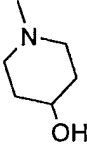
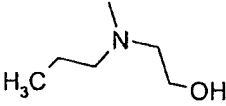
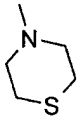
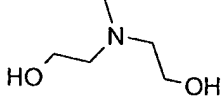
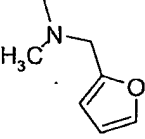
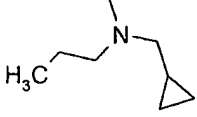
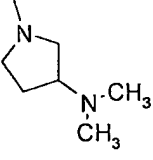
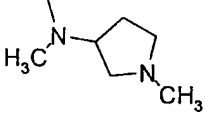
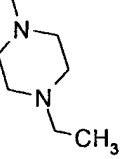
Part G

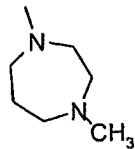
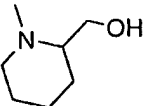
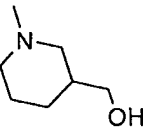
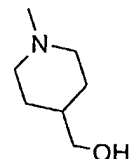
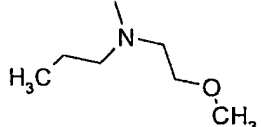
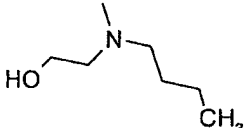
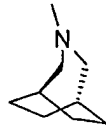
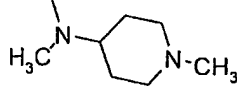
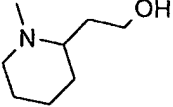
An amine indicated in the table below (0.15 mmol, 1.5 equivalents) was added to a test tube containing a solution of *N,N*-diisopropylethylamine (50.4 μ L, 0.29 mmol) and 4-amino-1-(4-chlorobutyl)-1*H*-imidazo[4,5-*c*]quinolin-2-ol (29.1 mg, 0.100 mmol) in DMA
15 (1 mL). The tube was then capped and heated at 70 °C overnight. An analysis by LC/MS indicated the presence of starting material, and each tube was heated at 85 °C for 70 hours. The solvent was removed by vacuum centrifugation. The compounds were purified by prep HPLC according to the method described in Examples 8 – 55. The table below shows the reagent used for each example, the structure of the resulting compound, and the
20 observed accurate mass for the isolated trifluoroacetate salt.

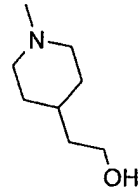
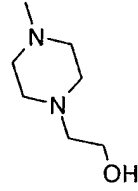
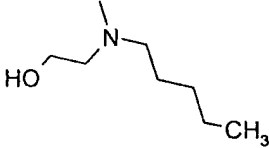
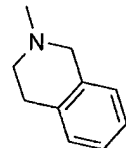
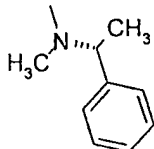
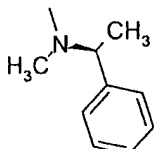
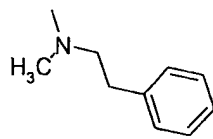
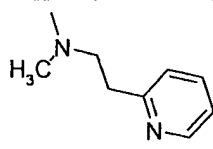
Examples 89 – 129

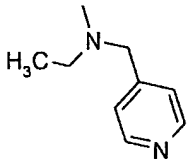
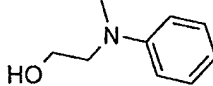
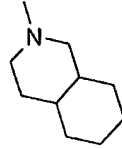
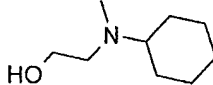
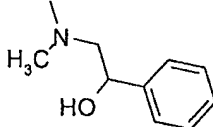
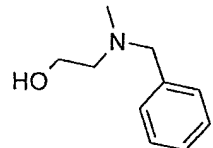
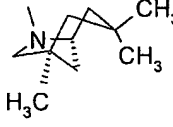
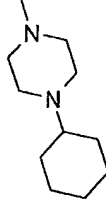


Example	Reagent	R	Measured Mass (M+H)
	None		291.1011
89	2-(Methylamino)ethanol		330.1917
90	Piperidine		340.2159
91	Morpholine		342.1935
92	2-Ethylaminoethanol		344.2098
93	Hexamethyleneimine		354.2290
94	1-Methylpiperazine		355.2263
95	3-Hydroxypiperidine		356.2075

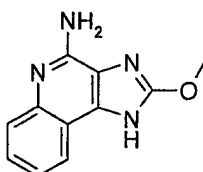
96	4-Hydroxypiperidine		356.2084
97	2-(Propylamino)ethanol		358.2240
98	Thiomorpholine		358.1685
99	Diethanolamine		360.2058
100	<i>N</i> -Methylfurfurylamine		366.1954
101	<i>N</i> -Propylcyclopropanemethylamine		368.2451
102	3-(Dimethylamino)pyrrolidine		369.2390
103	<i>N,N</i> -Dimethyl-3-aminopyrrolidine		369.2429
104	<i>N</i> -Ethylpiperazine		369.2435

105	<i>N</i> -Methylhomopiperazine		369.2408
106	2-Piperidinemethanol		370.2253
107	3-(Hydroxymethyl)piperidine		370.2218
108	4-(Hydroxymethyl)piperidine		370.2214
109	<i>N</i> -(2-Methoxyethyl)- <i>N</i> -propylamine		372.2387
110	<i>N</i> - <i>N</i> -Butylethanolamine		372.2402
111	3-Azabicyclo[3.2.2]nonane		380.2464
112	1-Methyl-4-(methylamino)piperidine		383.2569
113	2-Piperidineethanol		384.2388

114	4-Piperidineethanol		384.2377
115	<i>N</i> -(2-Hydroxyethyl)piperazine		385.2347
116	2-(<i>N</i> -Amylamino)ethanol		386.2575
117	1,2,3,4-Tetrahydroisoquinoline		388.2156
118	(<i>R</i>)-(+)- <i>N</i> -Methyl-1-Phenylethylamine		390.2317
119	(<i>S</i>)-(-)- <i>N</i> -Methyl-1-phenylethylamine		390.2321
120	<i>N</i> -Methylphenethylamine		390.2254
121	2-(2-Methylaminoethyl)pyridine		391.2275

122	4-(Ethylaminomethyl)pyridine		391.2264
123	<i>N</i> -Phenylethanolamine		392.2104
124	Decahydroisoquinoline		394.2645
125	<i>N</i> -Cyclohexylethanolamine		398.2541
126	<i>DL</i> - α -(Methylaminomethyl)benzyl alcohol		406.2273
127	<i>N</i> -Benzylethanolamine		406.2227
128	1,3,3-Trimethyl-6-azabicyclo[3.2.1]octane		408.2798
129	1-Cyclohexylpiperazine		423.2834

Example 130

2-Methoxy-1*H*-imidazo[4,5-*c*]quinolin-4-amine

Part A

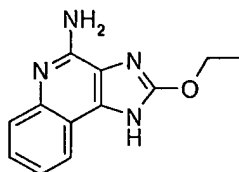
5 Tetramethyl orthocarbonate (1.24 mL, 9.3 mmol) was added to a suspension of 2-chloroquinoline-3,4-diamine, see U. S. Patent No. 5,756,747 (Gerster) Example 30, (1.5 g, 7.75 mmol) in acetic acid (8 mL), and the reaction was stirred overnight at room temperature. An analysis by LC/MS indicated the reaction was incomplete, and additional tetramethyl orthocarbonate (0.5 equivalent) was added. The reaction was stirred overnight
10 at room temperature and diluted with water (100 mL). The mixture was adjusted to pH 7 with the addition of 2 N aqueous sodium hydroxide. Dichloromethane (100 mL) was added to the mixture, and a precipitate formed. The precipitate was isolated by filtration to provide 1.13 g of 4-chloro-2-methoxy-1*H*-imidazo[4,5-*c*]quinoline as a gray solid.

Part B

15 4-Chloro-2-methoxy-1*H*-imidazo[4,5-*c*]quinoline (700 mg) was added to a high-pressure vessel with ammonia (40 mL of a 7 N solution in methanol), and the vessel was sealed and heated at 150 °C for 24 hours, and then allowed to cool. The contents were concentrated under reduced pressure. The crude product was purified twice by automated flash chromatography (silica cartridge, eluting with aqueous ammonium
20 hydroxide:methanol:dichloromethane first in a gradient from 0:0:100 to 0.3:4.7:95 and secondly in a gradient from 0:0:100 to 0.2:3.8:96) to provide 20 mg of 2-methoxy-1*H*-imidazo[4,5-*c*]quinolin-4-amine as a white solid. The compound was further purified by prep HPLC according to the method described in Examples 8 – 55. The observed accurate mass (M + H) for the isolated trifluoroacetate salt was 215.0931.

25

Example 131

2-Ethoxy-1*H*-imidazo[4,5-*c*]quinolin-4-amine

Part A

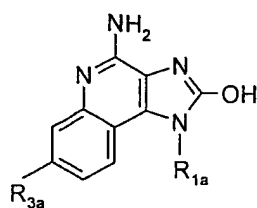
5 The method described in Part A of Example 132 was used with the following modifications. Tetraethyl orthocarbonate (1.95 mL, 9.3 mmol) was used instead of tetramethyl orthocarbonate. When the reaction was incomplete after stirring overnight, no additional tetraethyl orthocarbonate was added, but the reaction was instead heated overnight at 40 °C. The product did not precipitate when dichloromethane was added, and the dichloromethane layer was separated, dried over magnesium sulfate, filtered, and concentrated under reduced pressure to provide 720 mg of 4-chloro-2-ethoxy-1*H*-imidazo[4,5-*c*]quinoline as a white powder.

Part B

15 4-Chloro-2-ethoxy-1*H*-imidazo[4,5-*c*]quinoline (500 mg) was added to a high-pressure vessel with ammonia (40 mL of a 7 N solution in methanol), and the vessel was sealed and heated at 150 °C overnight. An analysis by LC/MS indicated the presence of starting material, and the reaction was heated at 150 °C for an additional four hours, allowed to cool, and concentrated under reduced pressure. The crude product was purified twice by automated flash chromatography (silica cartridge, eluting with aqueous ammonium hydroxide:methanol:dichloromethane in a gradient from 0:0:100 to 0.4:7.6:92) to provide 52 mg of 2-ethoxy-1*H*-imidazo[4,5-*c*]quinolin-4-amine as a white solid. MS *m/z* 229.17 (M + H)⁺.

Exemplary Compounds

25 Certain exemplary compounds, including some of those described above in the Examples, have the following Formula (I_c) and an R_{1a} and an R_{3a} substituent shown in the following table, wherein each line of the table is matched with the Formula (I_c) to represent a specific embodiment of the invention.

I_c

R _{1a}	R _{3a}
benzyl	hydrogen
4-methoxybenzyl	hydrogen
1-phenylethyl	hydrogen
pyridin-3-ylmethyl	hydrogen
tetrahydro-2 <i>H</i> -pyran-4-ylmethyl	hydrogen
benzyl	pyridin-3-yl
4-methoxybenzyl	pyridin-3-yl
1-phenylethyl	pyridin-3-yl
pyridin-3-ylmethyl	pyridin-3-yl
tetrahydro-2 <i>H</i> -pyran-4-ylmethyl	pyridin-3-yl
benzyl	3-hydroxyphenyl
4-methoxybenzyl	3-hydroxyphenyl
1-phenylethyl	3-hydroxyphenyl
pyridin-3-ylmethyl	3-hydroxyphenyl
tetrahydro-2 <i>H</i> -pyran-4-ylmethyl	3-hydroxyphenyl
benzyl	4-hydroxymethylphenyl
4-methoxybenzyl	4-hydroxymethylphenyl
1-phenylethyl	4-hydroxymethylphenyl
pyridin-3-ylmethyl	4-hydroxymethylphenyl
tetrahydro-2 <i>H</i> -pyran-4-ylmethyl	4-hydroxymethylphenyl
benzyl	benzyloxy
4-methoxybenzyl	benzyloxy
1-phenylethyl	benzyloxy
pyridin-3-ylmethyl	benzyloxy
tetrahydro-2 <i>H</i> -pyran-4-ylmethyl	benzyloxy

Compounds of the invention have been found to modulate cytokine biosynthesis by inducing the production of interferon α , or interferon α and tumor necrosis factor α in human cells when tested using one of the methods described below.

5

CYTOKINE INDUCTION IN HUMAN CELLS

An in vitro human blood cell system is used to assess cytokine induction. Activity is based on the measurement of interferon (α) and tumor necrosis factor (α) (IFN- α and TNF- α , respectively) secreted into culture media as described by Testerman et al. in
10 "Cytokine Induction by the Immunomodulators Imiquimod and S-27609", *Journal of Leukocyte Biology*, 58, 365-372 (September, 1995).

Blood Cell Preparation for Culture

Whole blood from healthy human donors is collected by venipuncture into
15 vacutainer tubes or syringes containing EDTA. Peripheral blood mononuclear cells (PBMC) are separated from whole blood by density gradient centrifugation using HISTOPAQUE-1077 (Sigma, St. Louis, MO) or Ficoll-Paque Plus (Amersham Biosciences Piscataway, NJ). Blood is diluted 1:1 with Dulbecco's Phosphate Buffered Saline (DPBS) or Hank's Balanced Salts Solution (HBSS). Alternately, whole blood is
20 placed in Accuspin (Sigma) or LeucoSep (Greiner Bio-One, Inc., Longwood, FL) centrifuge frit tubes containing density gradient medium. The PBMC layer is collected and washed twice with DPBS or HBSS and re-suspended at 4×10^6 cells/mL in RPMI complete. The PBMC suspension is added to 96 well flat bottom sterile tissue culture plates containing an equal volume of RPMI complete media containing test compound.

25

Compound Preparation

The compounds are solubilized in dimethyl sulfoxide (DMSO). The DMSO concentration should not exceed a final concentration of 1% for addition to the culture wells. The compounds are generally tested at concentrations ranging from 30-0.014 μ M.
30 Controls include cell samples with media only, cell samples with DMSO only (no compound), and cell samples with reference compound.

Incubation

The solution of test compound is added at 60 μM to the first well containing RPMI complete and serial 3 fold dilutions are made in the wells. The PBMC suspension is then added to the wells in an equal volume, bringing the test compound concentrations to the
5 desired range (usually 30-0.014 μM). The final concentration of PBMC suspension is 2×10^6 cells/mL. The plates are covered with sterile plastic lids, mixed gently and then incubated for 18 to 24 hours at 37 °C in a 5% carbon dioxide atmosphere.

Separation

10 Following incubation the plates are centrifuged for 10 minutes at 1000 rpm (approximately 200 x g) at 4°C. The cell-free culture supernatant is removed and transferred to sterile polypropylene tubes. Samples are maintained at -30 to -70°C until analysis. The samples are analyzed for IFN- α by ELISA and for TNF- α by IGEN/BioVeris Assay.

Interferon (α) and Tumor Necrosis Factor (α) Analysis

15 IFN- α concentration is determined with a human multi-subtype colorimetric sandwich ELISA (Catalog Number 41105) from PBL Biomedical Laboratories, Piscataway, NJ. Results are expressed in pg/mL.

20 The TNF- α concentration is determined by ORIGEN M-Series Immunoassay and read on an IGEN M-8 analyzer from BioVeris Corporation, formerly known as IGEN International, Gaithersburg, MD. The immunoassay uses a human TNF- α capture and detection antibody pair (Catalog Numbers AHC3419 and AHC3712) from Biosource International, Camarillo, CA. Results are expressed in pg/mL.

Assay Data and Analysis

25 In total, the data output of the assay consists of concentration values of TNF- α and IFN- α (y-axis) as a function of compound concentration (x-axis).

30 Analysis of the data has two steps. First, the greater of the mean DMSO (DMSO control wells) or the experimental background (usually 20 pg/mL for IFN- α and 40 pg/mL for TNF- α) is subtracted from each reading. If any negative values result from background subtraction, the reading is reported as " * ", and is noted as not reliably

detectable. In subsequent calculations and statistics, " * ", is treated as a zero. Second, all background subtracted values are multiplied by a single adjustment ratio to decrease experiment to experiment variability. The adjustment ratio is the area of the reference compound in the new experiment divided by the expected area of the reference compound based on the past 61 experiments (unadjusted readings). This results in the scaling of the reading (y-axis) for the new data without changing the shape of the dose-response curve. The reference compound used is 2-[4-amino-2-ethoxymethyl-6,7,8,9-tetrahydro- α,α -dimethyl-1*H*-imidazo[4,5-*c*]quinolin-1-yl]ethanol hydrate (U.S. Patent No. 5,352,784; Example 91) and the expected area is the sum of the median dose values from the past 61 experiments.

The minimum effective concentration is calculated based on the background-subtracted, reference-adjusted results for a given experiment and compound. The minimum effective concentration (μ molar) is the lowest of the tested compound concentrations that induces a response over a fixed cytokine concentration for the tested cytokine (usually 20 pg/mL for IFN- α and 40 pg/mL for TNF- α). The maximal response is the maximal amount of cytokine (pg/ml) produced in the dose-response.

CYTOKINE INDUCTION IN HUMAN CELLS

(High Throughput Screen)

The CYTOKINE INDUCTION IN HUMAN CELLS test method described above was modified as follows for high throughput screening.

Blood Cell Preparation for Culture

Whole blood from healthy human donors is collected by venipuncture into vacutainer tubes or syringes containing EDTA. Peripheral blood mononuclear cells (PBMC) are separated from whole blood by density gradient centrifugation using HISTOPAQUE-1077 (Sigma, St. Louis, MO) or Ficoll-Paque Plus (Amersham Biosciences Piscataway, NJ). Whole blood is placed in Accuspin (Sigma) or LeucoSep (Greiner Bio-One, Inc., Longwood, FL) centrifuge frit tubes containing density gradient medium. The PBMC layer is collected and washed twice with DPBS or HBSS and re-suspended at 4×10^6 cells/mL in RPMI complete (2-fold the final cell density). The PBMC suspension is added to 96-well flat bottom sterile tissue culture plates.

Compound Preparation

The compounds are solubilized in dimethyl sulfoxide (DMSO). The compounds are generally tested at concentrations ranging from 30 - 0.014 μM . Controls include cell samples with media only, cell samples with DMSO only (no compound), and cell samples with a reference compound 2-[4-amino-2-ethoxymethyl-6,7,8,9-tetrahydro- α,α -dimethyl-1H-imidazo[4,5-c]quinolin-1-yl]ethanol hydrate (U.S. Patent No. 5,352,784; Example 91) on each plate. The solution of test compound is added at 7.5 mM to the first well of a dosing plate and serial 3 fold dilutions are made for the 7 subsequent concentrations in DMSO. RPMI Complete media is then added to the test compound dilutions in order to reach a final compound concentration of 2-fold higher (60 - 0.028 μM) than the final tested concentration range.

Incubation

Compound solution is then added to the wells containing the PBMC suspension bringing the test compound concentrations to the desired range (usually 30 - 0.014 μM) and the DMSO concentration to 0.4 %. The final concentration of PBMC suspension is 2×10^6 cells/mL. The plates are covered with sterile plastic lids, mixed gently and then incubated for 18 to 24 hours at 37°C in a 5% carbon dioxide atmosphere.

Separation

Following incubation the plates are centrifuged for 10 minutes at 1000 rpm (approximately 200 g) at 4°C. 4-plex Human Panel MSD MULTI-SPOT 96-well plates are pre-coated with the appropriate capture antibodies by MesoScale Discovery, Inc. (MSD, Gaithersburg, MD). The cell-free culture supernatants are removed and transferred to the MSD plates. Fresh samples are typically tested, although they may be maintained at -30 to -70°C until analysis.

Interferon- α and Tumor Necrosis Factor- α Analysis

MSD MULTI-SPOT plates contain within each well capture antibodies for human TNF- α and human IFN- α that have been pre-coated on specific spots. Each well contains four spots: one human TNF- α capture antibody (MSD) spot, one human IFN- α capture

antibody (PBL Biomedical Laboratories, Piscataway, NJ) spot, and two inactive bovine serum albumin spots. The human TNF- α capture and detection antibody pair is from MesoScale Discovery. The human IFN- α multi-subtype antibody (PBL Biomedical Laboratories) captures all IFN- α subtypes except IFN- α F (IFNA21). Standards consist of
5 recombinant human TNF- α (R&D Systems, Minneapolis, MN) and IFN- α (PBL Biomedical Laboratories). Samples and separate standards are added at the time of analysis to each MSD plate. Two human IFN- α detection antibodies (Cat. Nos. 21112 & 21100, PBL) are used in a two to one ratio (weight:weight) to each other to determine the IFN- α concentrations. The cytokine-specific detection antibodies are labeled with the
10 SULFO-TAG reagent (MSD). After adding the SULFO-TAG labeled detection antibodies to the wells, each well's electrochemoluminescent levels are read using MSD's SECTOR HTS READER. Results are expressed in pg/mL upon calculation with known cytokine standards.

15 Assay Data and Analysis,

In total, the data output of the assay consists of concentration values of TNF- α or IFN- α (y-axis) as a function of compound concentration (x-axis).

A plate-wise scaling is performed within a given experiment aimed at reducing plate-to-plate variability associated within the same experiment. First, the greater of the
20 median DMSO (DMSO control wells) or the experimental background (usually 20 pg/mL for IFN- α and 40 pg/mL for TNF- α) is subtracted from each reading. Negative values that may result from background subtraction are set to zero. Each plate within a given experiment has a reference compound that serves as a control. This control is used to calculate a median expected area under the curve across all plates in the assay. A plate-
25 wise scaling factor is calculated for each plate as a ratio of the area of the reference compound on the particular plate to the median expected area for the entire experiment. The data from each plate are then multiplied by the plate-wise scaling factor for all plates. Only data from plates bearing a scaling factor of between 0.5 and 2.0 (for both cytokines IFN- α , TNF- α) are reported. Data from plates with scaling factors outside the above
30 mentioned interval are retested until they bear scaling factors inside the above mentioned interval. The above method produces a scaling of the y-values without altering the shape of the curve. The reference compound used is 2-[4-amino-2-ethoxymethyl-6,7,8,9-

tetrahydro- α,α -dimethyl-1*H*-imidazo[4,5-*c*]quinolin-1-yl]ethanol hydrate (U.S. Patent No. 5,352,784; Example 91). The median expected area is the median area across all plates that are part of a given experiment.

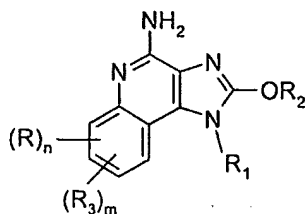
5 A second scaling may also be performed to reduce inter-experiment variability (across multiple experiments). All background-subtracted values are multiplied by a single adjustment ratio to decrease experiment-to-experiment variability. The adjustment ratio is the area of the reference compound in the new experiment divided by the expected area of the reference compound based on an average of previous experiments (unadjusted readings). This results in the scaling of the reading (y-axis) for the new data without
10 changing the shape of the dose-response curve. The reference compound used is 2-[4-amino-2-ethoxymethyl-6,7,8,9-tetrahydro- α,α -dimethyl-1*H*-imidazo[4,5-*c*]quinolin-1-yl]ethanol hydrate (U.S. Patent No. 5,352,784; Example 91) and the expected area is the sum of the median dose values from an average of previous experiments.

The minimum effective concentration is calculated based on the background-
15 subtracted, reference-adjusted results for a given experiment and compound. The minimum effective concentration (μ molar) is the lowest of the tested compound concentrations that induces a response over a fixed cytokine concentration for the tested cytokine (usually 20 pg/mL for IFN- α and 40 pg/mL for TNF- α). The maximal response is the maximal amount of cytokine (pg/ml) produced in the dose-response.

20 The complete disclosures of the patents, patent documents, and publications cited herein are incorporated by reference in their entirety as if each were individually incorporated. Various modifications and alterations to this invention will become apparent to those skilled in the art without departing from the scope and spirit of this
25 invention. It should be understood that this invention is not intended to be unduly limited by the illustrative embodiments and examples set forth herein and that such examples and embodiments are presented by way of example only with the scope of the invention intended to be limited only by the claims set forth herein as follows.

WHAT IS CLAIMED IS:

1. A compound of the Formula I:



I

wherein:

R_2 is selected from the group consisting of hydrogen, C_{1-4} alkyl, hydroxy C_{2-4} alkylenyl, and C_{1-4} alkoxy C_{2-4} alkylenyl;

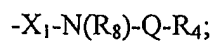
10 R is selected from the group consisting of:

halogen,
hydroxy,
alkyl,
alkenyl,
15 haloalkyl,
alkoxy,
alkylthio, and
 $-N(R_9)_2$;

n is an integer from 0 to 4;

20 R_1 is selected from the group consisting of:

hydrogen,
 $-CH(R_{11})-Ar$,
 $-CH(R_{11})-Ar'-R_4$,
 $-CH(R_{11})-Ar'-Y-R_4$,
25 $-CH(R_{11})-Ar'-CH(R_{11})-Y-R_4$,
 $-CH(R_{11})-Ar'-R_5$,
 $-CH(R_{11})-Ar'-CH(R_{11})-R_5$,
 $-X_1-Het$, and



Ar is selected from the group consisting of aryl and heteroaryl each of which is unsubstituted or substituted by one or more substituents independently selected from the group consisting of alkyl, alkenyl, alkoxy, methylenedioxy, haloalkyl, haloalkoxy, halogen, nitro, hydroxy, hydroxyalkyl, cyano, amino, alkylamino, and dialkylamino;

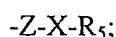
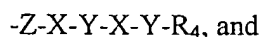
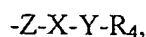
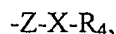
Ar' is selected from the group consisting of arylene and heteroarylene each of which is unsubstituted or substituted by one or more substituents independently selected from the group consisting of alkyl, alkenyl, alkoxy, haloalkyl, haloalkoxy, halogen, nitro, hydroxy, hydroxyalkyl, cyano, amino, alkylamino, and dialkylamino;

Het is heterocyclyl which is unsubstituted or substituted by one or more substituents independently selected from the group consisting of alkyl, alkoxy, haloalkyl, haloalkoxy, halogen, nitro, hydroxy, hydroxyalkyl, cyano, hydroxyalkyleneoxyalkylenyl, amino, alkylamino, dialkylamino, and oxo;

X₁ is C₁₋₆ alkylene that is optionally interrupted by one or more -O- groups;

R₁₁ is selected from the group consisting of hydrogen and C₁₋₃ alkylene;

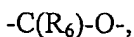
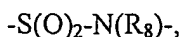
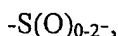
R₃ is selected from the group consisting of:



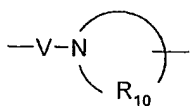
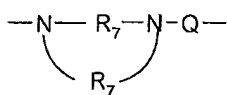
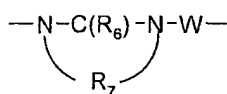
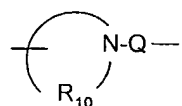
m is 0 or 1; with the proviso that when m is 1, then n is 0 or 1;

X is selected from the group consisting of alkylene, alkenylene, alkynylene, arylene, heteroarylene, and heterocyclylene wherein the alkylene, alkenylene, and alkynylene groups can be optionally interrupted or terminated by arylene, heteroarylene or heterocyclylene and optionally interrupted by one or more -O- groups;

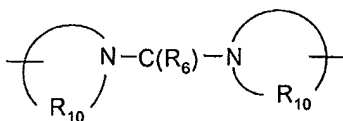
Y is selected from the group consisting of:



-O-C(R₆)-,
 -O-C(O)-O-,
 -N(R₈)-Q-,
 -C(R₆)-N(R₈)-,
 5 -O-C(R₆)-N(R₈)-,
 -C(R₆)-N(OR₉)-,
 -O-N(R₈)-Q-,
 -O-N=C(R₄)-,
 -C(=N-O-R₈)-,
 10 -CH(-N(-O-R₈)-Q-R₄)-,



, and



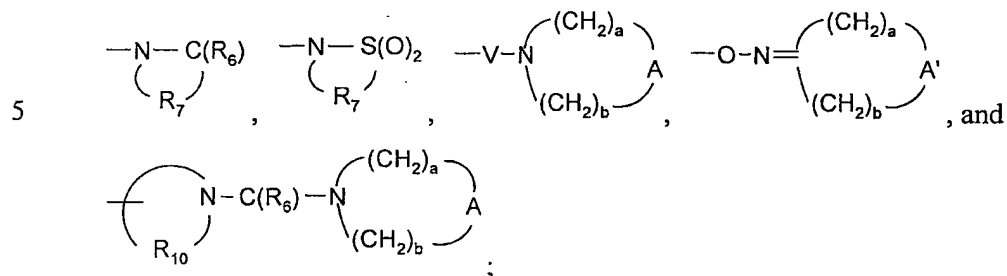
15

Z is a bond or -O-;

R₄ is selected from the group consisting of hydrogen, alkyl, alkenyl, alkynyl, aryl,
 arylalkylenyl, aryloxyalkylenyl, alkylarylenyl, heteroaryl, heteroarylalkylenyl,
 heteroaryloxyalkylenyl, alkylheteroarylenyl, and heterocyclyl wherein the alkyl, alkenyl,
 20 alkynyl, aryl, arylalkylenyl, aryloxyalkylenyl, alkylarylenyl, heteroaryl,
 heteroarylalkylenyl, heteroaryloxyalkylenyl, alkylheteroarylenyl, and heterocyclyl groups
 can be unsubstituted or substituted by one or more substituents independently selected
 from the group consisting of alkyl; alkoxy; hydroxyalkyl; haloalkyl; haloalkoxy; halogen;
 nitro; hydroxy; mercapto; cyano; aryl; aryloxy; arylalkyleneoxy; heteroaryl;

heteroaryloxy; heteroarylalkyleneoxy; heterocyclyl; amino; alkylamino; dialkylamino; (dialkylamino)alkyleneoxy; and, in the case of alkyl, alkenyl, alkynyl, and heterocyclyl, oxo;

R₅ is selected from the group consisting of:



R₆ is selected from the group consisting of =O and =S;

R₇ is C₂₋₇ alkylene;

10 R₈ is selected from the group consisting of hydrogen, C₁₋₁₀ alkyl, C₂₋₁₀ alkenyl, hydroxy-C₁₋₁₀ alkylene, C₁₋₁₀ alkoxy-C₁₋₁₀ alkylene, aryl-C₁₋₁₀ alkylene, and heteroaryl-C₁₋₁₀ alkylene;

R₉ is selected from the group consisting of hydrogen and alkyl;

R₁₀ is C₃₋₈ alkylene;

15 A is selected from the group consisting of -CH₂-, -O-, -C(O)-, -S(O)₀₋₂-, and -N(-Q-R₄)-;

A' is selected from the group consisting of -O-, -S(O)₀₋₂-, -N(-Q-R₄)-, and -CH₂-;

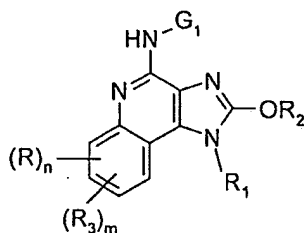
Q is selected from the group consisting of a bond, -C(R₆)-, -C(R₆)-C(R₆)-, -S(O)₂-, -C(R₆)-N(R₈)-W-, -S(O)₂-N(R₈)-, -C(R₆)-O-, -C(R₆)-S-, and -C(R₆)-N(OR₉)-;

20 V is selected from the group consisting of -C(R₆)-, -O-C(R₆)-, -N(R₈)-C(R₆)-, and -S(O)₂-;

W is selected from the group consisting of a bond, -C(O)-, and -S(O)₂-; and

a and b are independently integers from 1 to 6 with the proviso that a + b is ≤ 7; or a pharmaceutically acceptable salt thereof.

2. A compound of the Formula II:



II

wherein:

5 G_1 is selected from the group consisting of:

- C(O)-R',
- α -aminoacyl,
- α -aminoacyl- α -aminoacyl,
- C(O)-O-R',
- 10 -C(O)-N(R'')R',
- C(=NY')-R',
- CH(OH)-C(O)-OY',
- CH(OC₁₋₄ alkyl)Y₀,
- CH₂Y₁, and
- 15 -CH(CH₃)Y₁;

R' and R'' are independently selected from the group consisting of C₁₋₁₀ alkyl, C₃₋₇ cycloalkyl, phenyl, and benzyl, each of which may be unsubstituted or substituted by one or more substituents independently selected from the group consisting of halogen, hydroxy, nitro, cyano, carboxy, C₁₋₆ alkyl, C₁₋₄ alkoxy, aryl, heteroaryl, aryl-C₁₋₄ alkylenyl, heteroaryl-C₁₋₄ alkylenyl, halo-C₁₋₄ alkylenyl, halo-C₁₋₄ alkoxy, 20 -O-C(O)-CH₃, -C(O)-O-CH₃, -C(O)-NH₂, -O-CH₂-C(O)-NH₂, -NH₂, and -S(O)₂-NH₂, with the proviso that R'' can also be hydrogen;

α -aminoacyl is an α -aminoacyl group derived from an amino acid selected from the group consisting of racemic, D-, and L-amino acids;

25 Y' is selected from the group consisting of hydrogen, C₁₋₆ alkyl, and benzyl;

Y₀ is selected from the group consisting of C₁₋₆ alkyl, carboxy-C₁₋₆ alkylenyl, amino-C₁₋₄ alkylenyl, mono-N-C₁₋₆ alkylamino-C₁₋₄ alkylenyl, and di-N,N-C₁₋₆ alkylamino-C₁₋₄ alkylenyl;

Y₁ is selected from the group consisting of mono-*N*-C₁₋₆ alkylamino, di-*N,N*-C₁₋₆ alkylamino, morpholin-4-yl, piperidin-1-yl, pyrrolidin-1-yl, and 4-C₁₋₄ alkylpiperazin-1-yl;

R₂ is selected from the group consisting of hydrogen, C₁₋₄ alkyl, hydroxyC₂₋₄ alkylenyl, and C₁₋₄ alkoxyC₂₋₄ alkylenyl;

R is selected from the group consisting of:

halogen,
hydroxy,
alkyl,
alkenyl,
haloalkyl,
alkoxy,
alkylthio, and
-N(R₉)₂;

n is an integer from 0 to 4;

R₁ is selected from the group consisting of:

hydrogen,
-CH(R₁₁)-Ar,
-CH(R₁₁)-Ar'-R₄,
-CH(R₁₁)-Ar'-Y-R₄,
-CH(R₁₁)-Ar'-CH(R₁₁)-Y-R₄,
-CH(R₁₁)-Ar'-R₅,
-CH(R₁₁)-Ar'-CH(R₁₁)-R₅,
-X₁-Het, and
-X₁-N(R₈)-Q-R₄;

Ar is selected from the group consisting of aryl and heteroaryl each of which is unsubstituted or substituted by one or more substituents independently selected from the group consisting of alkyl, alkenyl, alkoxy, methylenedioxy, haloalkyl, haloalkoxy, halogen, nitro, hydroxy, hydroxyalkyl, cyano, amino, alkylamino, and dialkylamino;

Ar' is selected from the group consisting of arylene and heteroarylene each of which is unsubstituted or substituted by one or more substituents independently selected

from the group consisting of alkyl, alkenyl, alkoxy, haloalkyl, haloalkoxy, halogen, nitro, hydroxy, hydroxyalkyl, cyano, amino, alkylamino, and dialkylamino;

Het is heterocyclyl which is unsubstituted or substituted by one or more substituents independently selected from the group consisting of alkyl, alkoxy, haloalkyl, haloalkoxy, halogen, nitro, hydroxy, hydroxyalkyl, cyano, hydroxyalkyleneoxyalkylenyl, amino, alkylamino, dialkylamino, and oxo;

X_1 is C_{1-6} alkylene that is optionally interrupted by one or more -O- groups;

R_{11} is selected from the group consisting of hydrogen and C_{1-3} alkylene;

R_3 is selected from the group consisting of:

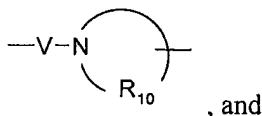
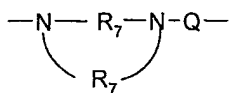
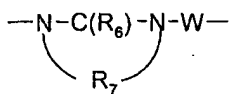
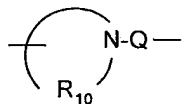
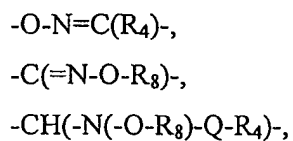
- Z- R_4 ,
- Z-X- R_4 ,
- Z-X-Y- R_4 ,
- Z-X-Y-X-Y- R_4 , and
- Z-X- R_5 ;

m is 0 or 1; with the proviso that when m is 1, then n is 0 or 1;

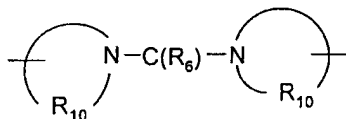
X is selected from the group consisting of alkylene, alkenylene, alkynylene, arylene, heteroarylene, and heterocyclylene wherein the alkylene, alkenylene, and alkynylene groups can be optionally interrupted or terminated by arylene, heteroarylene or heterocyclylene and optionally interrupted by one or more -O- groups;

Y is selected from the group consisting of:

- O-,
- S(O)₀₋₂-,
- S(O)₂-N(R_8)-,
- C(R_6)-,
- C(R_6)-O-,
- O-C(R_6)-,
- O-C(O)-O-,
- N(R_8)-Q-,
- C(R_6)-N(R_8)-,
- O-C(R_6)-N(R_8)-,
- C(R_6)-N(OR₉)-,
- O-N(R_8)-Q-,



, and



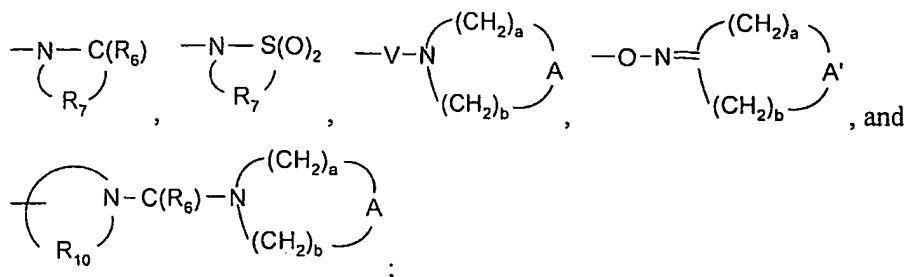
Z is a bond or -O-;

10 R_4 is selected from the group consisting of hydrogen, alkyl, alkenyl, alkynyl, aryl, arylalkylenyl, aryloxyalkylenyl, alkylarylenyl, heteroaryl, heteroarylalkylenyl, heteroaryloxyalkylenyl, alkylheteroarylenyl, and heterocyclyl wherein the alkyl, alkenyl, alkynyl, aryl, arylalkylenyl, aryloxyalkylenyl, alkylarylenyl, heteroaryl, heteroarylalkylenyl, heteroaryloxyalkylenyl, alkylheteroarylenyl, and heterocyclyl groups

15 can be unsubstituted or substituted by one or more substituents independently selected from the group consisting of alkyl; alkoxy; hydroxyalkyl; haloalkyl; haloalkoxy; halogen; nitro; hydroxy; mercapto; cyano; aryl; aryloxy; arylalkyleneoxy; heteroaryl; heteroaryloxy; heteroarylalkyleneoxy; heterocyclyl; amino; alkylamino; dialkylamino; (dialkylamino)alkyleneoxy; and, in the case of alkyl, alkenyl, alkynyl, and heterocyclyl,

20 oxo;

R_5 is selected from the group consisting of:



R_6 is selected from the group consisting of =O and =S;

R_7 is C_{2-7} alkylene;

5 R_8 is selected from the group consisting of hydrogen, C_{1-10} alkyl, C_{2-10} alkenyl, hydroxy- C_{1-10} alkylenyl, C_{1-10} alkoxy- C_{1-10} alkylenyl, aryl- C_{1-10} alkylenyl, and heteroaryl- C_{1-10} alkylenyl;

R_9 is selected from the group consisting of hydrogen and alkyl;

R_{10} is C_{3-8} alkylene;

10 A is selected from the group consisting of $-\text{CH}_2-$, $-\text{O}-$, $-\text{C}(\text{O})-$, $-\text{S}(\text{O})_{0-2}-$, and $-\text{N}(-\text{Q}-\text{R}_4)-$;

A' is selected from the group consisting of $-\text{O}-$, $-\text{S}(\text{O})_{0-2}-$, $-\text{N}(-\text{Q}-\text{R}_4)-$, and $-\text{CH}_2-$;

Q is selected from the group consisting of a bond, $-\text{C}(\text{R}_6)-$, $-\text{C}(\text{R}_6)-\text{C}(\text{R}_6)-$, $-\text{S}(\text{O})_2-$, $-\text{C}(\text{R}_6)-\text{N}(\text{R}_8)-\text{W}-$, $-\text{S}(\text{O})_2-\text{N}(\text{R}_8)-$, $-\text{C}(\text{R}_6)-\text{O}-$, $-\text{C}(\text{R}_6)-\text{S}-$, and $-\text{C}(\text{R}_6)-\text{N}(\text{OR}_9)-$;

15 V is selected from the group consisting of $-\text{C}(\text{R}_6)-$, $-\text{O}-\text{C}(\text{R}_6)-$, $-\text{N}(\text{R}_8)-\text{C}(\text{R}_6)-$, and $-\text{S}(\text{O})_2-$;

W is selected from the group consisting of a bond, $-\text{C}(\text{O})-$, and $-\text{S}(\text{O})_2-$; and

a and b are independently integers from 1 to 6 with the proviso that $a + b \leq 7$; or a pharmaceutically acceptable salt thereof.

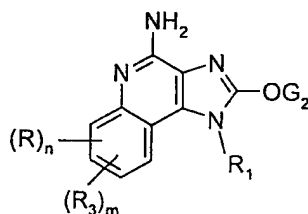
20

3. The compound or salt of claim 1 or claim 2 wherein R_2 is hydrogen.

4. The compound or salt of claim 1 or claim 2 wherein R_2 is ethyl or propyl, and R_1 is hydrogen.

25

5. A compound or salt of the Formula III:



III

wherein:

- 5 G_2 is selected from the group consisting of:

- X_2 -C(O)-R',
 α -aminoacyl,
 α -aminoacyl- α -aminoacyl,
- X_2 -C(O)-O-R',
10 -C(O)-N(R'')R', and
-S(O)₂-R';

X_2 is selected from the group consisting of a bond; -CH₂-O-; -CH(CH₃)-O-;
-C(CH₃)₂-O-; and, in the case of - X_2 -C(O)-O-R', -CH₂-NH-;

- 15 R' and R'' are independently selected from the group consisting of C₁₋₁₀ alkyl,
C₃₋₇ cycloalkyl, phenyl, and benzyl, each of which may be unsubstituted or substituted by
one or more substituents independently selected from the group consisting of halogen,
hydroxy, nitro, cyano, carboxy, C₁₋₆ alkyl, C₁₋₄ alkoxy, aryl, heteroaryl,
aryl-C₁₋₄ alkylenyl, heteroaryl-C₁₋₄ alkylenyl, halo-C₁₋₄ alkylenyl, halo-C₁₋₄ alkoxy,
-O-C(O)-CH₃, -C(O)-O-CH₃, -C(O)-NH₂, -O-CH₂-C(O)-NH₂, -NH₂, and -S(O)₂-NH₂,
20 with the proviso that R'' can also be hydrogen;

α -aminoacyl is an α -aminoacyl group derived from an amino acid selected from
the group consisting of racemic, D-, and L-amino acids;

R is selected from the group consisting of:

- 25 halogen,
hydroxy,
alkyl,
alkenyl,
haloalkyl,

alkoxy,
alkylthio, and

$-N(R_9)_2$;

n is an integer from 0 to 4;

5 R_1 is selected from the group consisting of:

hydrogen,

$-CH(R_{11})-Ar$,

$-CH(R_{11})-Ar'-R_4$,

$-CH(R_{11})-Ar'-Y-R_4$,

10 $-CH(R_{11})-Ar'-CH(R_{11})-Y-R_4$,

$-CH(R_{11})-Ar'-R_5$,

$-CH(R_{11})-Ar'-CH(R_{11})-R_5$,

$-X_1-Het$, and

$-X_1-N(R_8)-Q-R_4$;

15 Ar is selected from the group consisting of aryl and heteroaryl each of which is unsubstituted or substituted by one or more substituents independently selected from the group consisting of alkyl, alkenyl, alkoxy, methylenedioxy, haloalkyl, haloalkoxy, halogen, nitro, hydroxy, hydroxyalkyl, cyano, amino, alkylamino, and dialkylamino;

20 Ar' is selected from the group consisting of arylene and heteroarylene each of which is unsubstituted or substituted by one or more substituents independently selected from the group consisting of alkyl, alkenyl, alkoxy, haloalkyl, haloalkoxy, halogen, nitro, hydroxy, hydroxyalkyl, cyano, amino, alkylamino, and dialkylamino;

25 Het is heterocyclyl which is unsubstituted or substituted by one or more substituents independently selected from the group consisting of alkyl, alkoxy, haloalkyl, haloalkoxy, halogen, nitro, hydroxy, hydroxyalkyl, cyano, hydroxyalkyleneoxyalkylenyl, amino, alkylamino, dialkylamino, and oxo;

X_1 is C_{1-6} alkylene that is optionally interrupted by one or more $-O-$ groups;

R_{11} is selected from the group consisting of hydrogen and C_{1-3} alkylene;

R_3 is selected from the group consisting of:

30 $-Z-R_4$,

$-Z-X-R_4$,

$-Z-X-Y-R_4$,

-Z-X-Y-X-Y-R₄, and

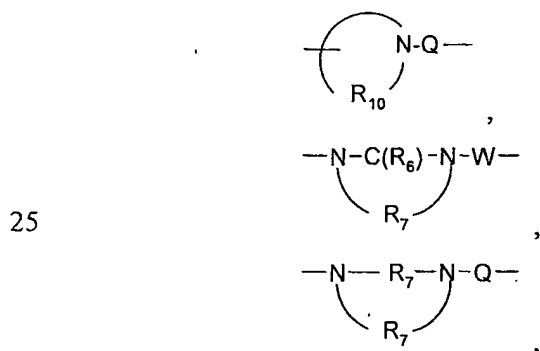
-Z-X-R₅;

m is 0 or 1; with the proviso that when m is 1, then n is 0 or 1;

X is selected from the group consisting of alkylene, alkenylene, alkynylene,
 5 arylene, heteroarylene, and heterocyclylene wherein the alkylene, alkenylene, and
 alkynylene groups can be optionally interrupted or terminated by arylene, heteroarylene or
 heterocyclylene and optionally interrupted by one or more -O- groups;

Y is selected from the group consisting of:

- O-,
- 10 -S(O)₀₋₂-,
- S(O)₂-N(R₈)-,
- C(R₆)-,
- C(R₆)-O-,
- O-C(R₆)-,
- 15 -O-C(O)-O-,
- N(R₈)-Q-,
- C(R₆)-N(R₈)-,
- O-C(R₆)-N(R₈)-,
- C(R₆)-N(OR₉)-,
- 20 -O-N(R₈)-Q-,
- O-N=C(R₄)-,
- C(=N-O-R₈)-,
- CH(-N(-O-R₈)-Q-R₄)-,



-N(-Q-R₄)-;

A' is selected from the group consisting of -O-, -S(O)₀₋₂-, -N(-Q-R₄)-, and -CH₂-;

Q is selected from the group consisting of a bond, -C(R₆)-, -C(R₆)-C(R₆)-,

-S(O)₂-, -C(R₆)-N(R₈)-W-, -S(O)₂-N(R₈)-, -C(R₆)-O-, -C(R₆)-S-, and -C(R₆)-N(OR₉)-;

5 V is selected from the group consisting of -C(R₆)-, -O-C(R₆)-, -N(R₈)-C(R₆)-, and -S(O)₂-;

W is selected from the group consisting of a bond, -C(O)-, and -S(O)₂-; and

a and b are independently integers from 1 to 6 with the proviso that a + b is ≤ 7;

or a pharmaceutically acceptable salt thereof.

10

6. The compound or salt of any one of claims 1, 2, 3, and 5 wherein R₁ is -CH(R₁₁)-Ar.

7. The compound or salt of claim 6 wherein R₁ is selected from the group consisting of benzyl, 1-phenylethyl, and pyridinylmethyl, each of which is unsubstituted or substituted by one or more substituents independently selected from the group consisting of alkyl, alkoxy, haloalkyl, haloalkoxy, and halogen.

8. The compound or salt of claim 7 wherein R₁ is selected from the group consisting of benzyl, 4-methoxybenzyl, 1-phenylethyl, and pyridin-3-ylmethyl.

9. The compound or salt of any one of claims 1, 2, 3, and 5 wherein R₁ is -CH(R₁₁)-Ar'-CH(R₁₁)-Y-R₄.

10. The compound or salt of claim 9 wherein:

each R₁₁ is hydrogen;

Ar' is phenylene;

Y in -CH(R₁₁)-Ar'-CH(R₁₁)-Y-R₄ is -NHQ-

wherein Q is selected from the group consisting of -C(O)-, -S(O)₂-,

-C(R₆)-N(R₈)-, -S(O)₂-N(R₈)-, -C(O)-O-, and -C(O)-S-; and

R₄ in -CH(R₁₁)-Ar'-CH(R₁₁)-Y-R₄ is selected from the group consisting of alkyl, aryl, heteroaryl, and arylalkylenyl

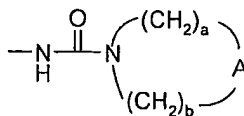
wherein alkyl, aryl, and heteroaryl are each unsubstituted or substituted by one or more substituents independently selected from the group consisting of alkyl, alkoxy, and halogen.

5 11. The compound or salt of any one of claims 1, 2, 3, and 5 wherein R_1 is $-\text{CH}(R_{11})-\text{Ar}'-\text{CH}(R_{11})-\text{R}_5$.

12. The compound or salt of claim 11 wherein:

each R_{11} is hydrogen;

10 Ar' is phenylene; and



R_5 in $-\text{CH}(R_{11})-\text{Ar}'-\text{CH}(R_{11})-\text{R}_5$ is

wherein A is selected from the group consisting of $-\text{CH}_2-$, $-\text{O}-$, and $-\text{N}(\text{alkyl})-$, and a and b are each independently 1, 2, or 3.

15 13. The compound or salt of claim 12 wherein a and b are each 2.

14. The compound or salt of any one of claims 1, 2, 3, and 5 wherein R_1 is $-\text{X}_1-\text{N}(\text{R}_8)-\text{Q}-\text{R}_4$.

20 15. The compound or salt of claim 14 wherein:

X_1 is C_{1-4} alkylene;

R_8 in $-\text{X}_1-\text{N}(\text{R}_8)-\text{Q}-\text{R}_4$ is hydrogen;

Q in $-\text{X}_1-\text{N}(\text{R}_8)-\text{Q}-\text{R}_4$ is selected from the group consisting of $-\text{C}(\text{O})-$, $-\text{S}(\text{O})_2-$, $-\text{C}(\text{R}_6)-\text{N}(\text{R}_8)-$, and $-\text{S}(\text{O})_2-\text{N}(\text{R}_8)-$; and

25 R_4 in $-\text{X}_1-\text{N}(\text{R}_8)-\text{Q}-\text{R}_4$ is selected from the group consisting of alkyl, aryl, heteroaryl, heterocyclyl, and arylalkylenyl

wherein alkyl, aryl, and heteroaryl are each unsubstituted or substituted by one or more substituents independently selected from the group consisting of alkyl, alkoxy, and halogen.

30

16. The compound or salt of claim 14 wherein:
X₁ is C₁₋₄ alkylene;
R₈ in -X₁-N(R₈)-Q-R₄ is C₁₋₁₀ alkyl or hydroxy-C₁₋₁₀ alkylenyl;
Q in -X₁-N(R₈)-Q-R₄ is a bond; and
5 R₄ in -X₁-N(R₈)-Q-R₄ is selected from the group consisting of alkyl, aryl, arylalkylenyl, and heteroarylalkylenyl
wherein alkyl is optionally substituted by one or more substituents independently selected from the group consisting of alkoxy and hydroxy.
- 10 17. The compound or salt of any one of claims 1, 2, 3, and 5 wherein R₁ is -X₁-Het.
18. The compound or salt of claim 17 wherein Het is selected from the group consisting of piperidinyl, piperazinyl, morpholinyl, thiomorpholinyl, azepanyl, and dihydroisoquinolin-(1*H*)-yl each of which is optionally substituted by one or more
15 substituents independently selected from the group consisting of alkyl and hydroxy.
19. The compound or salt of any one of claims 1, 2, 3, and 5 wherein R₁ is tetrahydropyranylmethyl.
- 20 20. The compound or salt of claim 19 wherein R₁ is tetrahydro-2*H*-pyran-4-ylmethyl.
21. The compound or salt of any one of claims 1 through 20 wherein n is 0, and R₃ is pyridin-3-yl, 3-hydroxyphenyl, 4-hydroxymethylphenyl, or benzyloxy.
- 25 22. The compound or salt of any one of claims 1 through 21 wherein n is 0, and R₃ is at the 7-position.
23. The compound or salt of any one of claims 1 through 20 wherein m is 0, and R is hydroxy.
- 30 24. The compound or salt of any one of claims 1 through 20 wherein m and n are both 0.

25. A compound selected from the group consisting of 4-amino-1-benzyl-1*H*-imidazo[4,5-*c*]quinolin-2-ol, 4-amino-1-(1-phenylethyl)-1*H*-imidazo[4,5-*c*]quinolin-2-ol, 4-amino-1-(4-methoxybenzyl)-1*H*-imidazo[4,5-*c*]quinolin-2-ol, and 4-amino-1-(pyridin-3-ylmethyl)-1*H*-imidazo[4,5-*c*]quinolin-2-ol, or a pharmaceutically acceptable salt thereof.
26. The compound 4-amino-1-(tetrahydro-2*H*-pyran-4-ylmethyl)-1*H*-imidazo[4,5-*c*]quinolin-2-ol or a pharmaceutically acceptable salt thereof.
27. A pharmaceutical composition comprising a therapeutically effective amount of a compound or salt of any one of claims 1 through 26 and a pharmaceutically acceptable carrier.
28. A method of inducing cytokine biosynthesis in an animal comprising administering an effective amount of a compound or salt of any one claims 1 through 26 or the pharmaceutical composition of claim 27 to the animal.
29. A method of selectively inducing the biosynthesis of IFN- α in an animal comprising administering an effective amount of a compound or salt of any one claims 1 through 26 or the pharmaceutical composition of claim 27 to the animal.
30. A method of treating a viral disease in an animal comprising administering a therapeutically effective amount of a compound or salt of any one of claims 1 through 26 or the pharmaceutical composition of claim 27 to the animal.
31. A method of treating a viral disease in an animal comprising administering a therapeutically effective amount of a compound or salt of any one of claims 1 through 26 or the pharmaceutical composition of claim 27 to the animal; and selectively inducing the biosynthesis of IFN- α in the animal.

32. A method of treating a neoplastic disease in an animal comprising administering a therapeutically effective amount of a compound or salt of any one of claims 1 through 26 or the pharmaceutical composition of claim 27 to the animal.

5 33. A method of treating a neoplastic disease in an animal comprising administering a therapeutically effective amount of a compound or salt of any one of claims 1 through 26 or the pharmaceutical composition of claim 27 to the animal; and selectively inducing the biosynthesis of IFN- α in the animal.

10